# CITY OF JOLIET
# 2025 SANITARY SERVICE LATERAL LINING PROGRAM
## CONTRACT NO. 2882-0225

## INDEX OF SHEETS


| | |
|---|---|
| 1 | COVER |
| 2 | GENERAL NOTES |
| 3 | SUMMARY OF QUANTITIES |
| 4-18 | 2025 LATERAL LINING EXHIBITS |
| 19-25 | 2026 LATERAL LINING EXHIBITS |
| 26-32 | 2027 LATERAL LINING EXHIBITS |
| 33 | DETAILS |


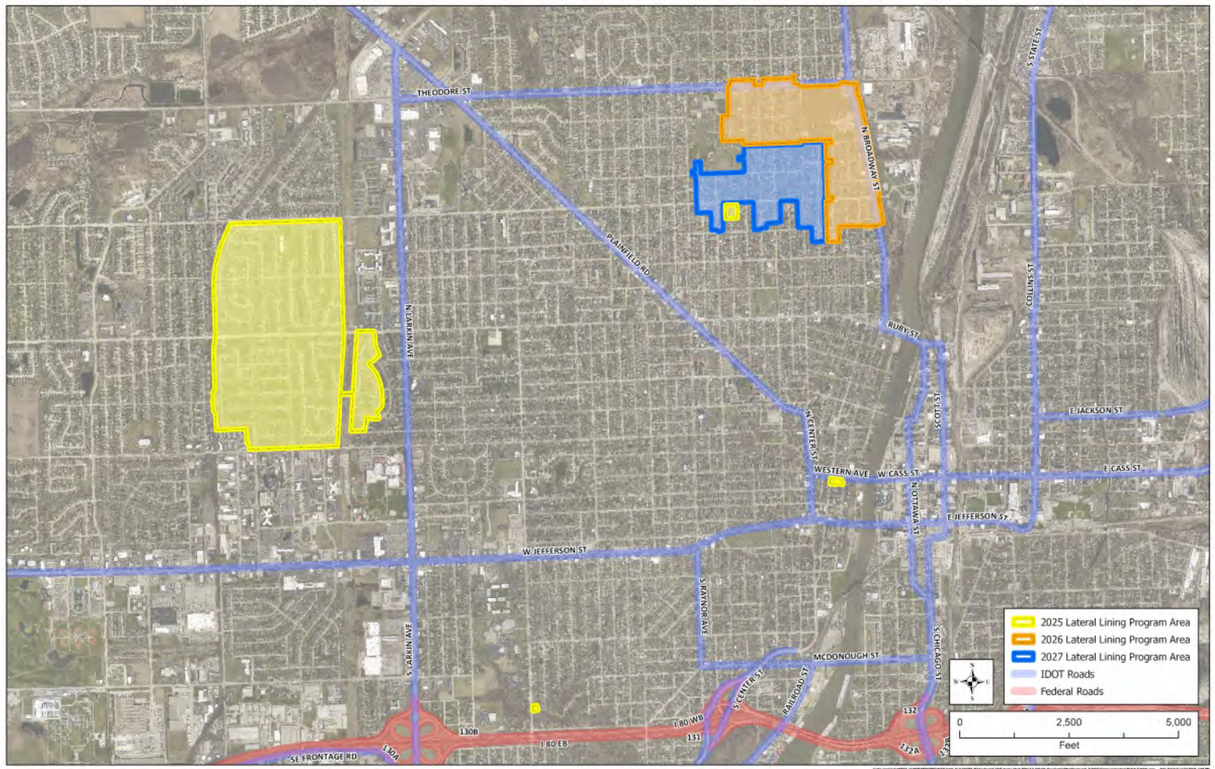


LOCATION MAP
(NOT TO SCALE)

FULL SIZE PLANS HAVE BEEN PREPARED USING STANDARD ENGINEERING SCALES. REDUCED SIZED PLANS WILL NOT CONFORM TO STANDARD SCALES.

**FOR UNDERGROUND UTILITY LOCATIONS CALL**
**J.U.L.I.E. 1-800-892-0123**

**FOR CONSTRUCTION**
**DECEMBER 2024**

LICENSED PROFESSIONAL ENGINEER
SAI ARCHANA KUCHIMANCHI
062-069026
OF ILLINOIS

K. S. Archana

REGISTERED P.E., STATE OF ILLINOIS — EXPIRES 11/30/2025


rjn group
Engineering infrastructure for tomorrow

LICENSE #062-071408
EXPIRES 04/30/2025

2655 WARRENVILLE RD
SUITE 225
DOWNERS GROVE, IL
60515



\\whe-panzura1\OFFICE-1\WHEATON\PROJECTS\Joliet_IL\114155\00 2024 Lateral & 2025 Sewer rehab D&C\7.0 2025-2027 Lateral Rehab Design\2.0 CAD\Sheets\1 Cover.dwg

## CITY OF JOLIET
## GENERAL NOTES

1. Division II, III and IV, and the applicable standard drawings of the "Standard Specifications for Water and Sewer Main Construction in Illinois" Dated January 2022, shall govern the construction of the proposed improvement, except as modified or revised, and/or amended as shown on the plans, or called for on the contract document, and/or as ordered by the engineer. All the references in Division II, III and IV to Division I of the Standard Specifications shall be deleted and reference made to the applicable sections of the contract documents. Paving improvements shall be constructed in conformance with standard Specifications for Road and Bridge Construction Adopted January 2022 by Illinois Department of Transportation.

2. The maximum allowable rate of infiltration shall not exceed 200 gallons per 24 hours per inch-diameter per mile of sewer pipe.

3. When connecting to the existing sanitary sewer, if no wye, tee or manhole is existing, one of the following methods shall be used:

A. Circular saw-cut sewer main by proper tools ("Sewer-Tap" machine or similar) and proper installation of hub-wye or hub-tee saddle.

B. With pipe cutter, neatly and accurately cut out desired length of pipe for insertion of proper fitting, using "BAND-SEAL" or similar coupling to hold it firmly in place.

4. Horizontal and vertical separation of water mains and sewer lines shall be done in accordance with Section 41-2.01B and Section 41-2.01C of the "Standard Specification for Water and Sewer Main Construction in Illinois" Adopted January 2022.

5. The locations of existing underground utilities, such as water mains, sewer, gas lines, etc., as shown on the plans have been determined from the best available information and is given for the convenience of the contractor. However, the engineer and owner do not assume responsibility for the accuracy of the locations shown. It shall be the contractor's responsibility to contact all utility companies and their facilities shall be located prior to any work.

6. Wherever obstructions not shown on the plans are encountered during the progress of the work and interfere to such an extent that an altercation in the plans is required, the engineer shall be notified prior to any changes.

7. As-Built drawings shall be prepared by the contractor and submitted to the engineer as soon as the project is completed. Any change in the length, location or alignment shall be shown in red.

8. The City of Joliet must be notified at (815) 724-4220 at least two working days prior to commencement of work.

9. Leakage testing and deflection testing shall be performed in accordance with Section 31-1.11B (3 & 4) of the "Standard Specifications for Sewer and Watermain Construction in Illinois", Latest Edition. Vacuum testing of the manholes shall be performed in accordance with ASTM C-1244.

10. Erosion control will be constructed in accordance with standard specifications for soil erosion and sediment control as contained in IEPA/WPC/87-012 or Current Edition.

11. It shall be the Contractor 's duty and responsibility to ascertain and execute the means, methods and sequence of construction in accordance with the plans, specifications and other contract documents. This shall include, but shall not be limited to, the exclusive duty and responsibility to provide for workplace safety and worker supervision. It shall exclusively be the Contractor 's duty and responsibility to investigate and ascertain the current physical state and operational status of the City 's water supply system and the City 's sanitary sewer system, including whether a water main or other vessel is operational, contains water, is pressurized or is otherwise safe to alter. Any information provided by the City, or its employees and consultants, regarding the state of its water supply and sanitary sewer systems is provided as a courtesy to the Contractor but is not warranted to be true and may not be relied on by the Contractor in satisfaction of, or to diminish, its exclusive duty to ascertain and execute the means, methods and sequence of construction in accordance with the plans, specifications and other contract documents and its exclusive responsibility to provide for workplace safety and worker supervision.

## CITY OF JOLIET
## PROJECT NOTES

1. Contractor shall be responsible for coordinating access to manholes in backyards.

2. The utility locations drawn on the plan sheets are approximate locations. The contractor is responsible for all utility locates.

3. The contractor shall protect all existing utilities and infrastructure, if possible.

4. Notifications to affected homeowners should be handed out at least 24 hours in advance before Pre-Cleaning, Lateral Lining, and Post TV.

5. The contractor shall get approval by the Engineer and the City before removing and replacing any water main or storm sewer.

6. The Contractor shall provide bypass pumping as needed to maintain the sewer service and to prevent sewage backups during construction.

7. On a daily basis, the work and the adjacent areas affected thereby shall be cleaned up and all rubbish, surplus materials, and unneeded construction equipment shall be removed and all damage repaired so that the public and private owners will be inconvenienced as little as possible. Upon completion of the work, these areas shall be left in a clean and neat condition.

8. Traffic control shall be per the City of Joliet or State requirements.

9. Prior to removal of existing trees and shrubs for access and/or excavation, the Contractor shall coordinate with the City of Joliet, the Homeowner and the Engineer.

10. Contractor to verify all dimensions prior to rehabilitation.

11. Contractor to utilize plywood or equivalent material to minimize damage to yards and driveways by equipment or stockpiled backfill.

12. Lateral Cleaning and Televising shall be completed for any services called out on the plans for a lateral liner. All Laterals shall be cleaned a minimum of 20 feet. Laterals requiring full length cleaning and televising are called out in the plans. All additional lining determined during televising shall be approved by the City and Engineer

13. Only one active lateral reinstatement per property shall be allowed during cured-in-place pipelining unless otherwise approved in advance by the City.

14. Mainline lining for the Year 1 area, Bridal Wreath Acres, was completed in 2024

15. Mainline lining for the Year 2 and Year 3 areas, Garnsey Park, will be completed in 2025. Plans and Quantities will be updated by City and Engineer following lateral investigations and reinstatements during the mainline lining of these areas.

## COMPLETION DATES SCHEDULE

2025 SANITARY SERVICE LATERAL LINING PROGRAM - BRIDAL WREATH ACRES AND VARIOUS AREAS
- Substantial Completion: Tuesday November 25, 2025
- Final Completion: Friday December 19, 2025

2026 SANITARY SERVICE LATERAL LINING PROGRAM - GARNSEY PARK AREA 1
- Substantial Completion: Tuesday November 24, 2026
- Final Completion: Friday December 18, 2026

2027 SANITARY SERVICE LATERAL LINING PROGRAM - GARNSEY PARK AREA 2
- Substantial Completion: Tuesday November 23, 2027
- Final Completion: Friday December 17, 2027

### State Standards

| | |
|---|---|
| 000001-08 | Symbols & Abbreviations |
| 424001-11 | Perpendicular Curb Ramps for Sidewalks |
| 602401-07 | Precast Manhole, Type A, 4' (1.22m) Diameter |
| 602601-06 | Precast Reinforced Concrete Flat Slab Top |
| 602701-02 | Manhole Steps |
| 606001-08 | Conc. Curb Type B & Comb Curb & Gutter |
| 701502-09 | Urban Lane Closure, 2L, 2W, With Bidirectional Left Turn Lane |
| 701602-10 | Urban Lane Closure, Multilane, 2W, With Bidirectional Left Turn Lane |
| 701801-06 | Sidewalk, Corner or Crosswalk Closure |
| 701901-09 | Traffic Control Devices |
| 704001-08 | Temporary Concrete Barrier |
| 782006-01 | Guardrail and Barrier Wall Reflector Mounting |
| 780001-05 | Typical Pavement Markings |
| B.L.R. 21-9 | Typical Application of Traffic Control Devices on Rural Local Highways |

# SUMMARY OF QUANTITIES

| ITEM NO. | ITEM DESCRIPTION | UNITS | 2025 QUANTITY | 2026 QUANTITY | 2027 QUANTITY | TOTAL QUANTITY |
|---|---|---|---|---|---|---|
| 1 | Pre-Construction Cleaning and Televising | LF | 18,450 | 11,975 | 12,750 | 43,175 |
| 2 | Lateral Cleaning and Televising | EACH | 160 | 143 | 164 | 467 |
| 3 | Additional Lateral Televising | LF | 250 | 1,200 | 750 | 2,200 |
| 4 | Root Cutting from Cleanout | EACH | 16 | 14 | 16 | 46 |
| 5 | Field Locate and Mark (Sonde Locating) | EACH | 3 | 3 | 3 | 9 |
| 6 | Lateral Liner Installation (5-foot shorty, 6" x 6") | EACH | - | - | 1 | 1 |
| 7 | Lateral Liner Installation (5-foot shorty, 8" x 6") | EACH | 76 | 57 | 56 | 189 |
| 8 | Lateral Liner Installation (5-foot shorty, 10" x 6") | EACH | 23 | 21 | 62 | 106 |
| 9 | Lateral Liner Installation (5-foot shorty, 12" x 6") | EACH | - | 2 | - | 2 |
| 10 | Lateral Liner Installation (5-foot shorty, 15" x 6") | EACH | 8 | 22 | - | 30 |
| 11 | Lateral Liner Installation (20-foot, 8" x 6") | EACH | 41 | 25 | 20 | 86 |
| 12 | Lateral Liner Installation (20-foot, 10" x 6") | EACH | 11 | 15 | 24 | 50 |
| 13 | Lateral Liner Installation (20-foot, 12" x 6") | EACH | - | 1 | - | 1 |
| 14 | Lateral Liner Installation (20-foot, 15" x 6") | EACH | 2 | - | - | 2 |
| 15 | Additional Lateral Liner | LF | 125 | 600 | 425 | 1,150 |
| 16 | Straight Liner, 6" | EACH | 1 | 1 | 1 | 3 |
| 17 | Straight Liner, 8" | EACH | 1 | 1 | 1 | 3 |
| 18 | Cleanout Installation | EACH | 16 | 14 | 16 | 46 |
| 19 | Project Management | HR | 32 | 30 | 34 | 96 |
| 20 | Contingent Cash Allowance | LS | $ 25,000.00 | $ 25,000.00 | $ 25,000.00 | $ 75,000.00 |


\\whe-panzura1\OFFICE-11\WHEATON\PROJECTS\Joliet_IL\11415500 2024 Lateral & 2025 Sewer rehab D&C\7.0 2025-2027 Lateral Rehab Design\2.0 CAD\Sheets\3 SUMMARY OF QUANTITIES.dwg

| | | | | | | | | | |
|---|---|---|---|---|---|---|---|---|---|
| | DESIGNED: PH | | rjn group | 2025 SANITARY SERVICE LATERAL LINING PROGRAM | SUMMARY OF QUANTITIES | SCALES | COUNTY | TOTAL SHEETS | SHEET NO. |
| | DRAWN: ML | | | | | HORIZONTAL: | WILL | 33 | 3 |
| | CHECKED: AK | | | | | VERTICAL: | STA. | TO STA. | |
| 12/16/2024 | DATE: DECEMBER 2024 | | | | | PROJECT NO. 11-4155-00 | | | |




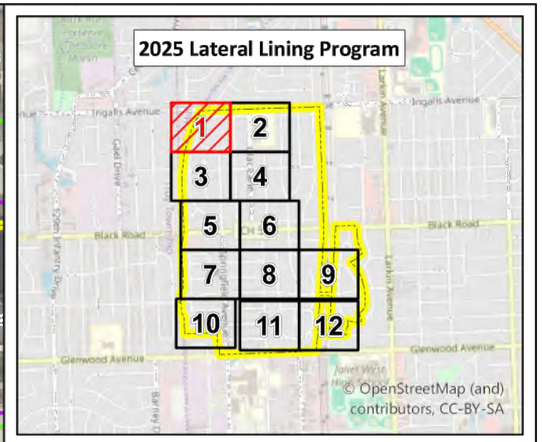


All 20' Lateral Liners shall go under the storm sewer to prevent potential cross-connections. If 20' is deemed not enough, contractor shall seek approval from the Engineer and/or Owner for additional lateral liner footage.

Laterals will be cleaned and televised at least 20 feet. Some laterals require full length cleaning and televising to determine if further lining is needed.

- Full Length Televising and 20' Lateral Liner (Clock Position at 12 O'Clock)
- To be Lateral Lined with 5' Lateral Liner (Clock Position at 12 or 6)
- To be Lateral Lined with 20' Lateral Liner (Clock Position at 12)
- To be Lateral Lined with 5' Lateral Liner
- To be Lateral Lined with 20' Lateral Liner
- Full Length Televising and 20' Lateral Liner
- Joliet Sanitary Manhole
- Joliet Sanitary Gravity Main
- Active Lateral at 12 O'Clock
- Active Lateral
- Storm Manhole
- Storm Catch Basin
- Storm Inlet
- Storm Gravity Main
- 2025 Lateral Lining Program Area
- Vacant Parcel
- Hydrography
- IDOT Roads

N W E S

0 125 250
Feet

\\whe-panzura1\OFFICE-11\WHEATON\PROJECTS\Joliet_IL\11415500 2024 Lateral & 2025 Sewer rehab D&C\7.0 2025-2027 Lateral Rehab Design\2.0 CAD\Sheets\4 2025 Lateral Lining Grid 1.dwg

| | | | | | | | | | |
|---|---|---|---|---|---|---|---|---|---|
| | DESIGNED: PH | | rjn group | 2025 SANITARY SERVICE LATERAL LINING PROGRAM | 2025 LATERAL LINING GRID 1 | SCALES | COUNTY | TOTAL SHEETS | SHEET NO. |
| | DRAWN: ML | | | | | HORIZONTAL: | WILL | 33 | 4 |
| | CHECKED: AK | | | | | VERTICAL: | STA. | TO STA. | |
| 12/16/2024 | DATE: DECEMBER 2024 | | | | | PROJECT NO. 11-4155-00 | | | |

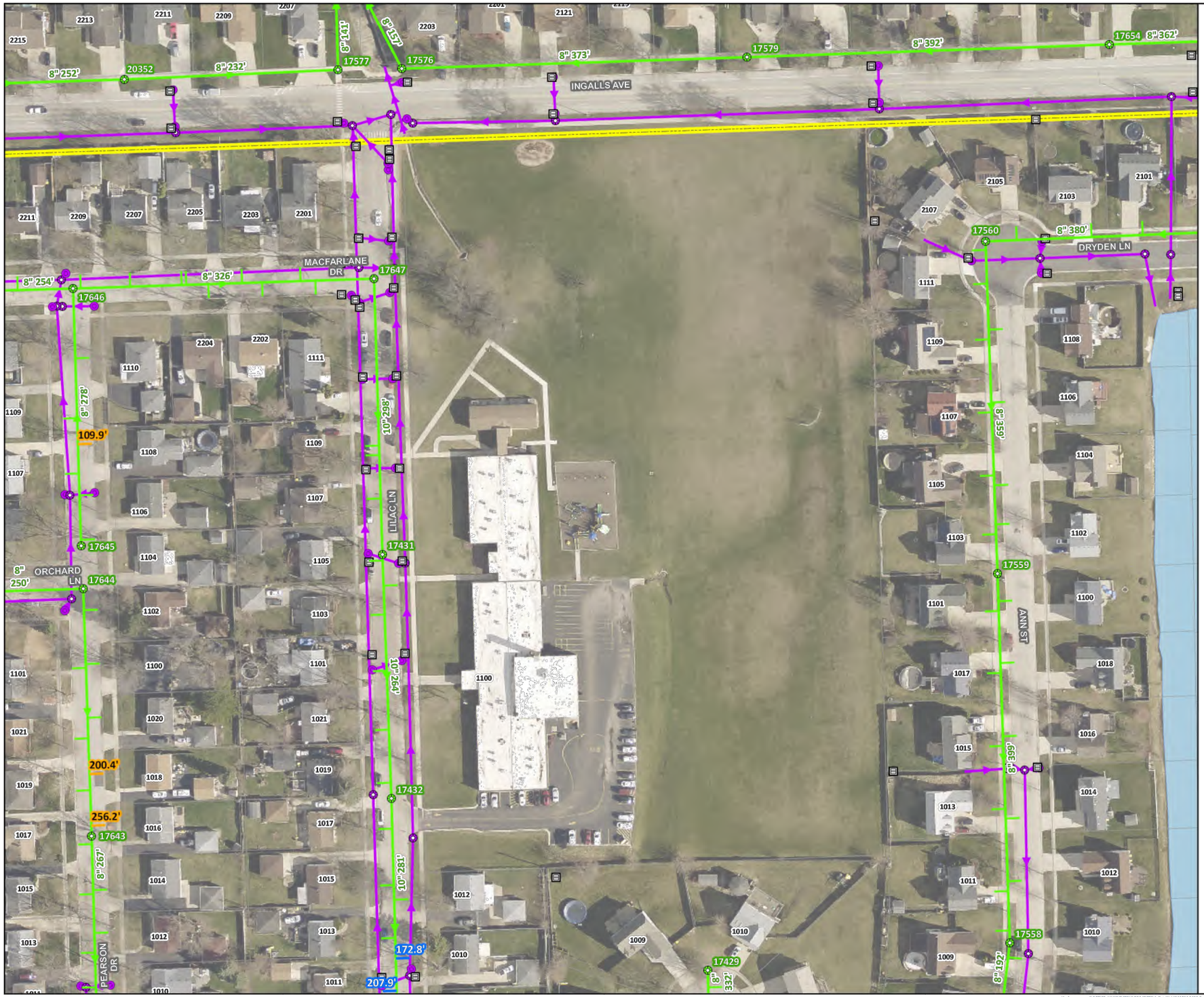


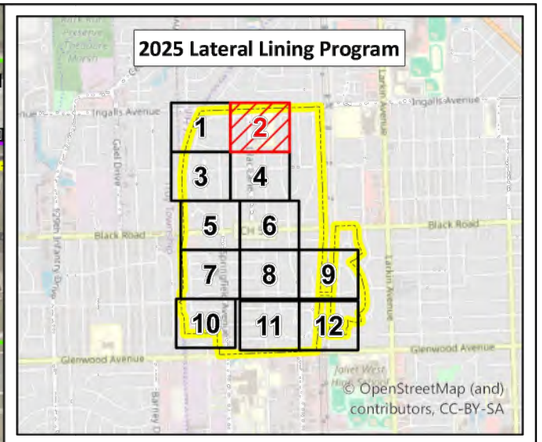


**All 20' Lateral Liners shall go under the storm sewer to prevent potential cross-connections. If 20' is deemed not enough, contractor shall seek approval from the Engineer and/or Owner for additional lateral liner footage.**

**Laterals will be cleaned and televised at least 20 feet. Some laterals require full length cleaning and televising to determine if further lining is needed.**

- Full Length Televising and 20' Lateral Liner (Clock Position at 12 O'Clock)
- To be Lateral Lined with 5' Lateral Liner (Clock Position at 12 or 6)
- To be Lateral Lined with 20' Lateral Liner (Clock Position at 12)
- To be Lateral Lined with 5' Lateral Liner
- To be Lateral Lined with 20' Lateral Liner
- Full Length Televising and 20' Lateral Liner
- Joliet Sanitary Manhole
- Joliet Sanitary Gravity Main
- Active Lateral at 12 O'Clock
- Active Lateral
- Storm Manhole
- Storm Catch Basin
- Storm Inlet
- Storm Gravity Main
- 2025 Lateral Lining Program Area
- Vacant Parcel
- Hydrography
- IDOT Roads

N W E S

0 125 250
Feet

\\white-panzura1\OFFICE-1\WHEATON\PROJECTS\Joliet_IL\114155\00 2024 Lateral & 2025 Sewer rehab D&C\7.0 2025-2027 Lateral Rehab Design\2.0 CAD\Sheets\S 2025 Lateral Lining Grid 2.dwg

| | | | | | | | |
|---|---|---|---|---|---|---|---|
| | DESIGNED: PH | | | 2025 SANITARY SERVICE LATERAL LINING PROGRAM | 2025 LATERAL LINING GRID 2 | SCALES | |
| | DRAWN: ML | | | | | HORIZONTAL: | |
| | CHECKED: AK | | | | | VERTICAL: | |
| 12/16/2024 | DATE: DECEMBER 2024 | | | | | PROJECT NO. 11-4155-00 | |

| COUNTY | TOTAL SHEETS | SHEET NO. |
|---|---|---|
| WILL | 33 | 5 |
| STA. | TO STA. | |

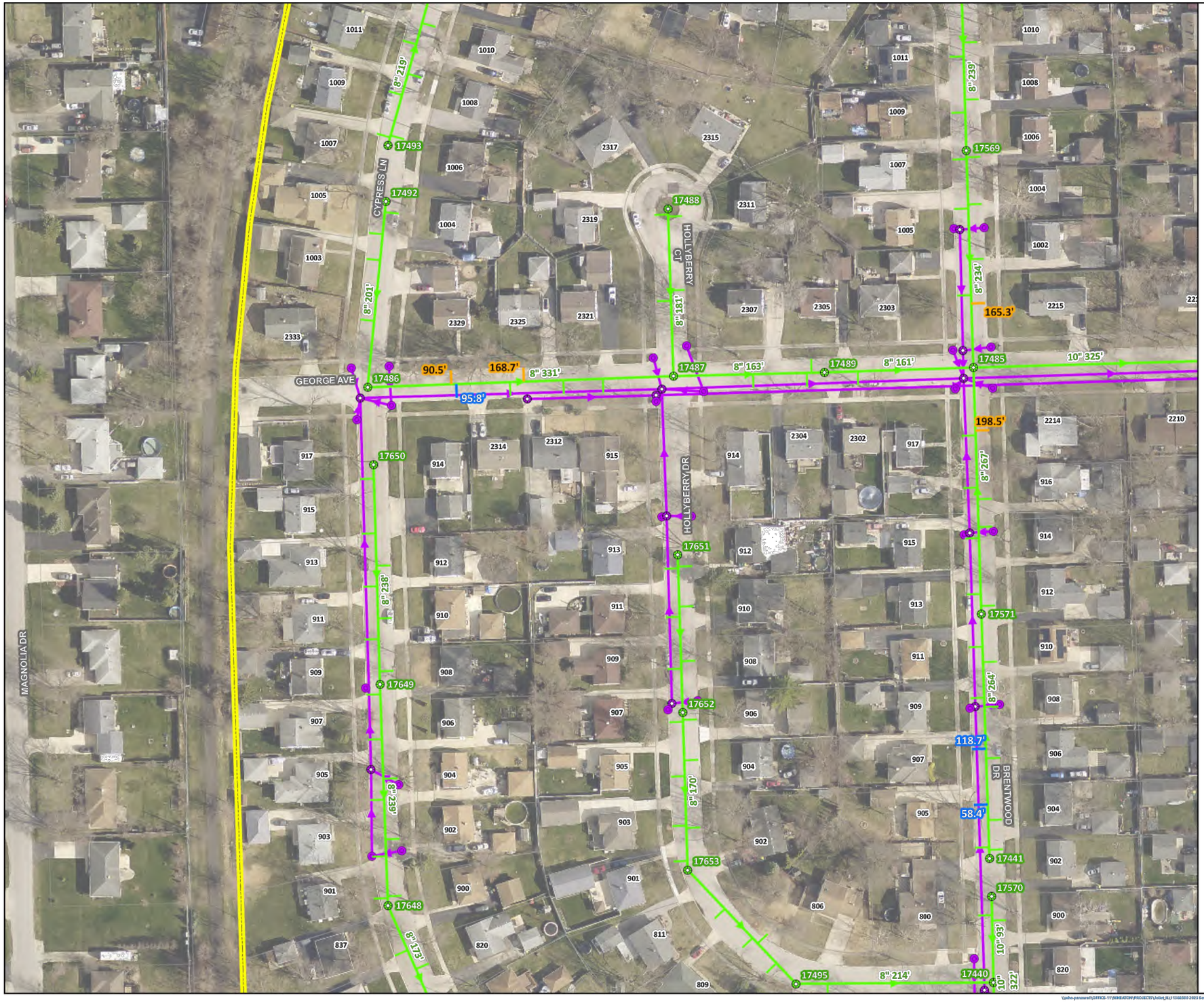


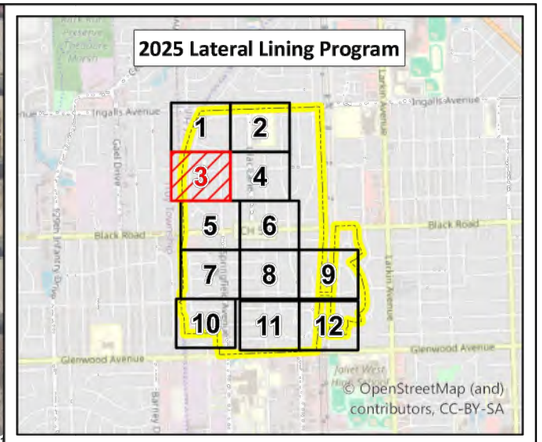


All 20' Lateral Liners shall go under the storm sewer to prevent potential cross-connections. If 20' is deemed not enough, contractor shall seek approval from the Engineer and/or Owner for additional lateral liner footage.

Laterals will be cleaned and televised at least 20 feet. Some laterals require full length cleaning and televising to determine if further lining is needed.

- Full Length Televising and 20' Lateral Liner (Clock Position at 12 O'Clock)
- To be Lateral Lined with 5' Lateral Liner (Clock Position at 12 or 6)
- To be Lateral Lined with 20' Lateral Liner (Clock Position at 12)
- To be Lateral Lined with 5' Lateral Liner
- To be Lateral Lined with 20' Lateral Liner
- Full Length Televising and 20' Lateral Liner
- Joliet Sanitary Manhole
- Joliet Sanitary Gravity Main
- Active Lateral at 12 O'Clock
- Active Lateral
- Storm Manhole
- Storm Inlet
- Storm Gravity Main
- 2025 Lateral Lining Program Area
- Vacant Parcel
- Hydrography
- IDOT Roads

N W E S

0 125 250
Feet

\\whe-panzura1\OFFICE-11\WHEATON\PROJECTS\Joliet_IL\11415500 2024 Lateral & 2025 Sewer rehab D&C\7.0 2025-2027 Lateral Rehab Design\2.0 CAD\Sheets\6 2025 Lateral Lining Grid 3.dwg

| | | | | | | | | | |
|---|---|---|---|---|---|---|---|---|---|
| | DESIGNED: PH | | | rjn group | 2025 SANITARY SERVICE LATERAL LINING PROGRAM | 2025 LATERAL LINING GRID 3 | SCALES | COUNTY | TOTAL SHEETS | SHEET NO. |
| | DRAWN: ML | | | | | | HORIZONTAL: | WILL | 33 | 6 |
| | CHECKED: AK | | | | | | VERTICAL: | STA. | TO STA. | |
| 12/16/2024 | DATE: DECEMBER 2024 | | | | | | PROJECT NO. 11-4155-00 | | | |

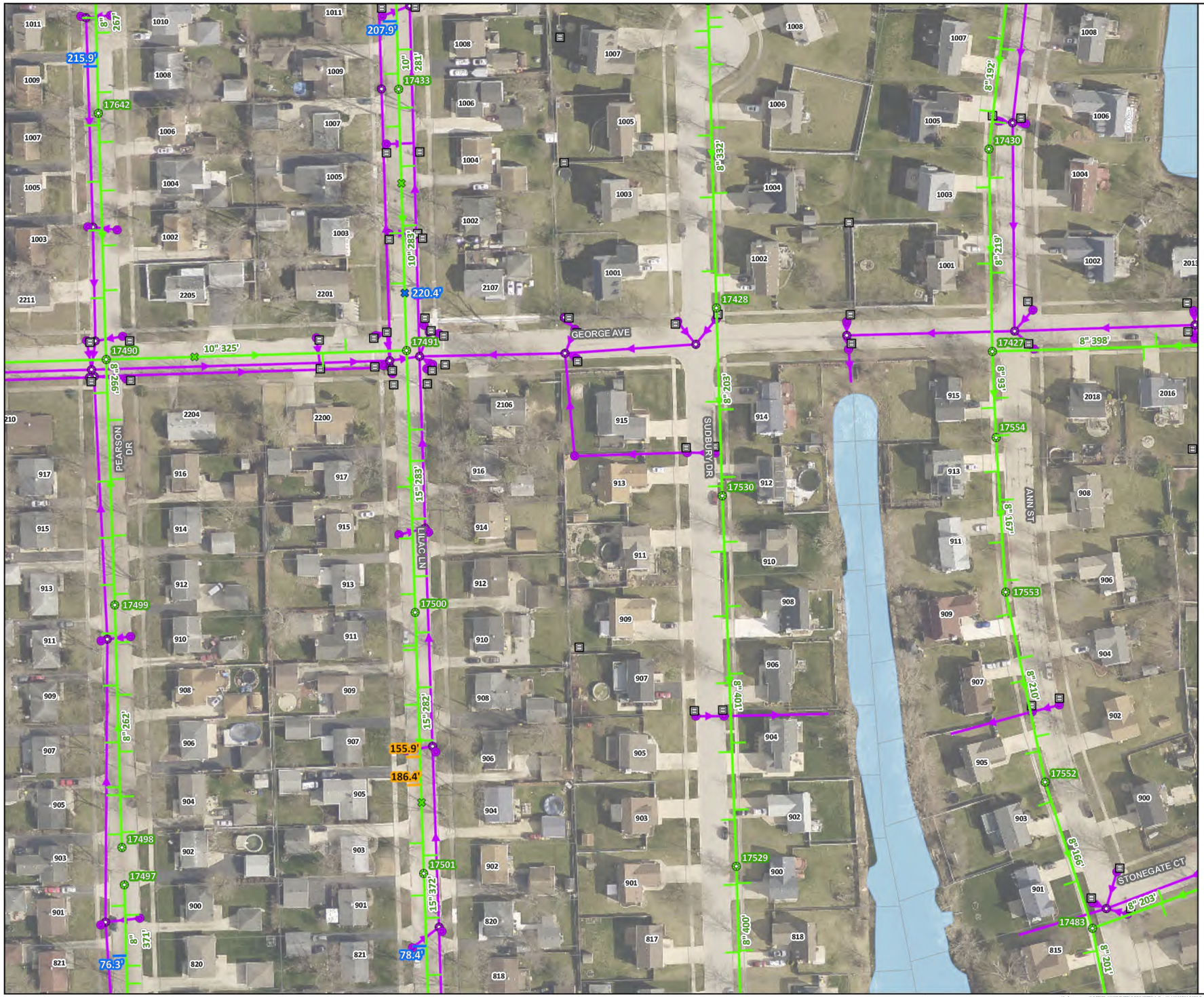


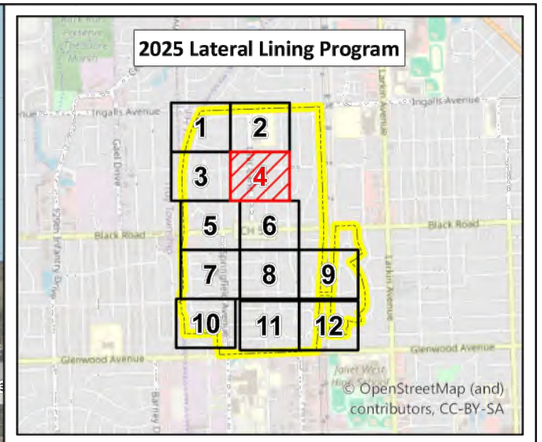


All 20' Lateral Liners shall go under the storm sewer to prevent potential cross-connections. If 20' is deemed not enough, contractor shall seek approval from the Engineer and/or Owner for additional lateral liner footage.

Laterals will be cleaned and televised at least 20 feet. Some laterals require full length cleaning and televising to determine if further lining is needed.

- Full Length Televising and 20' Lateral Liner (Clock Position at 12 O'Clock)
- To be Lateral Lined with 5' Lateral Liner (Clock Position at 12 or 6)
- To be Lateral Lined with 20' Lateral Liner (Clock Position at 12)
- To be Lateral Lined with 5' Lateral Liner
- To be Lateral Lined with 20' Lateral Liner
- Full Length Televising and 20' Lateral Liner
- Joliet Sanitary Manhole
- Joliet Sanitary Gravity Main
- Active Lateral at 12 O'Clock
- Active Lateral
- Storm Manhole
- Storm Catch Basin
- Storm Inlet
- Storm Gravity Main
- 2025 Lateral Lining Program Area
- Vacant Parcel
- Hydrography
- IDOT Roads

N W E S

0 125 250
Feet

\\whe-panzura1\OFFICE-11\WHEATON\PROJECTS\Joliet_IL\11415500 2024 Lateral & 2025 Sewer rehab D&C\7.0 2025-2027 Lateral Rehab Design\2.0 CAD\Sheets\7 2025 Lateral Lining Grid 4.dwg

| | | | | | | | | | |
|---|---|---|---|---|---|---|---|---|---|
| | DESIGNED: PH | | rjn group | 2025 SANITARY SERVICE LATERAL LINING PROGRAM | 2025 LATERAL LINING GRID 4 | SCALES | COUNTY | TOTAL SHEETS | SHEET NO. |
| | DRAWN: ML | | | | | HORIZONTAL: | WILL | 33 | 7 |
| | CHECKED: AK | | | | | VERTICAL: | STA. | TO STA. | |
| 12/16/2024 | DATE: DECEMBER 2024 | | | | | PROJECT NO. 11-4155-00 | | | |

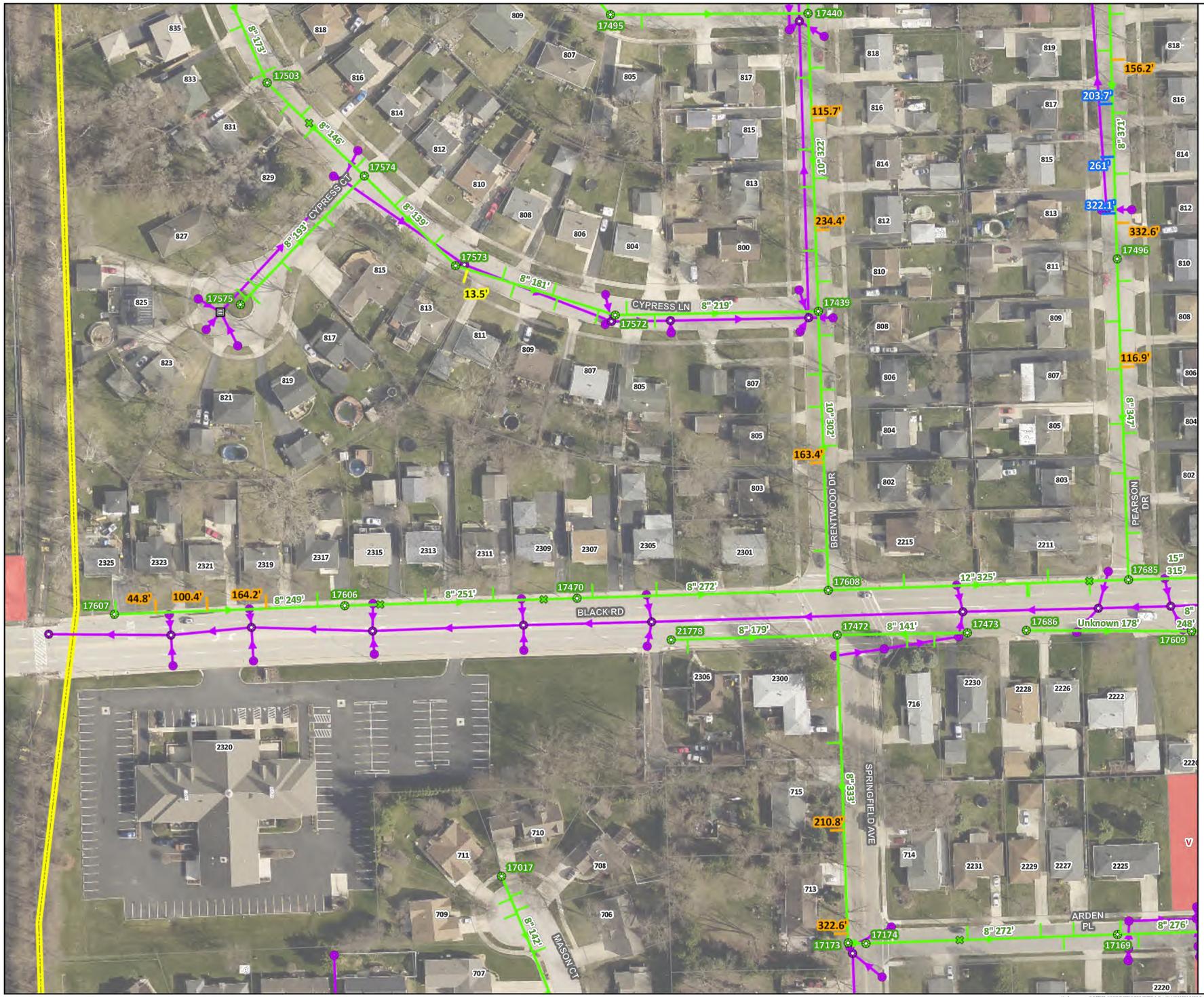


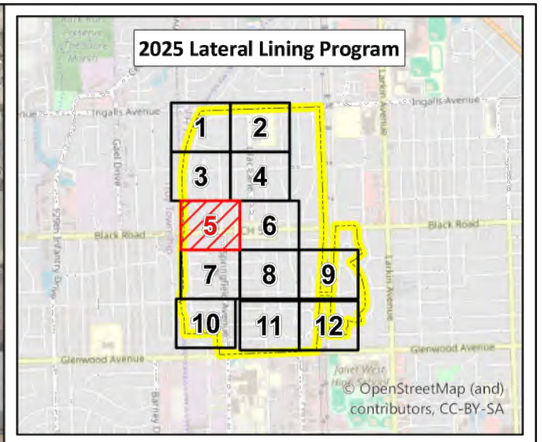


All 20' Lateral Liners shall go under the storm sewer to prevent potential cross-connections. If 20' is deemed not enough, contractor shall seek approval from the Engineer and/or Owner for additional lateral liner footage.

Laterals will be cleaned and televised at least 20 feet. Some laterals require full length cleaning and televising to determine if further lining is needed.

- Full Length Televising and 20' Lateral Liner (Clock Position at 12 O'Clock)
- To be Lateral Lined with 5' Lateral Liner (Clock Position at 12 or 6)
- To be Lateral Lined with 20' Lateral Liner (Clock Position at 12)
- To be Lateral Lined with 5' Lateral Liner
- To be Lateral Lined with 20' Lateral Liner
- Full Length Televising and 20' Lateral Liner
- Joliet Sanitary Manhole
- Joliet Sanitary Gravity Main
- Active Lateral at 12 O'Clock
- Active Lateral
- Storm Manhole
- Storm Catch Basin
- Storm Inlet
- Storm Gravity Main
- 2025 Lateral Lining Program Area
- Vacant Parcel
- Hydrography
- IDOT Roads

N W E S

0 125 250
Feet

| | | | | | | | | | |
|---|---|---|---|---|---|---|---|---|---|
| | DESIGNED: PH | | rjn group | 2025 SANITARY SERVICE LATERAL LINING PROGRAM | 2025 LATERAL LINING GRID 5 | SCALES | COUNTY | TOTAL SHEETS | SHEET NO. |
| | DRAWN: ML | | | | | HORIZONTAL: | WILL | 33 | 8 |
| | CHECKED: AK | | | | | VERTICAL: | STA. | TO STA. | |
| 12/16/2024 | DATE: DECEMBER 2024 | | | | | PROJECT NO. 11-4155-00 | | | |

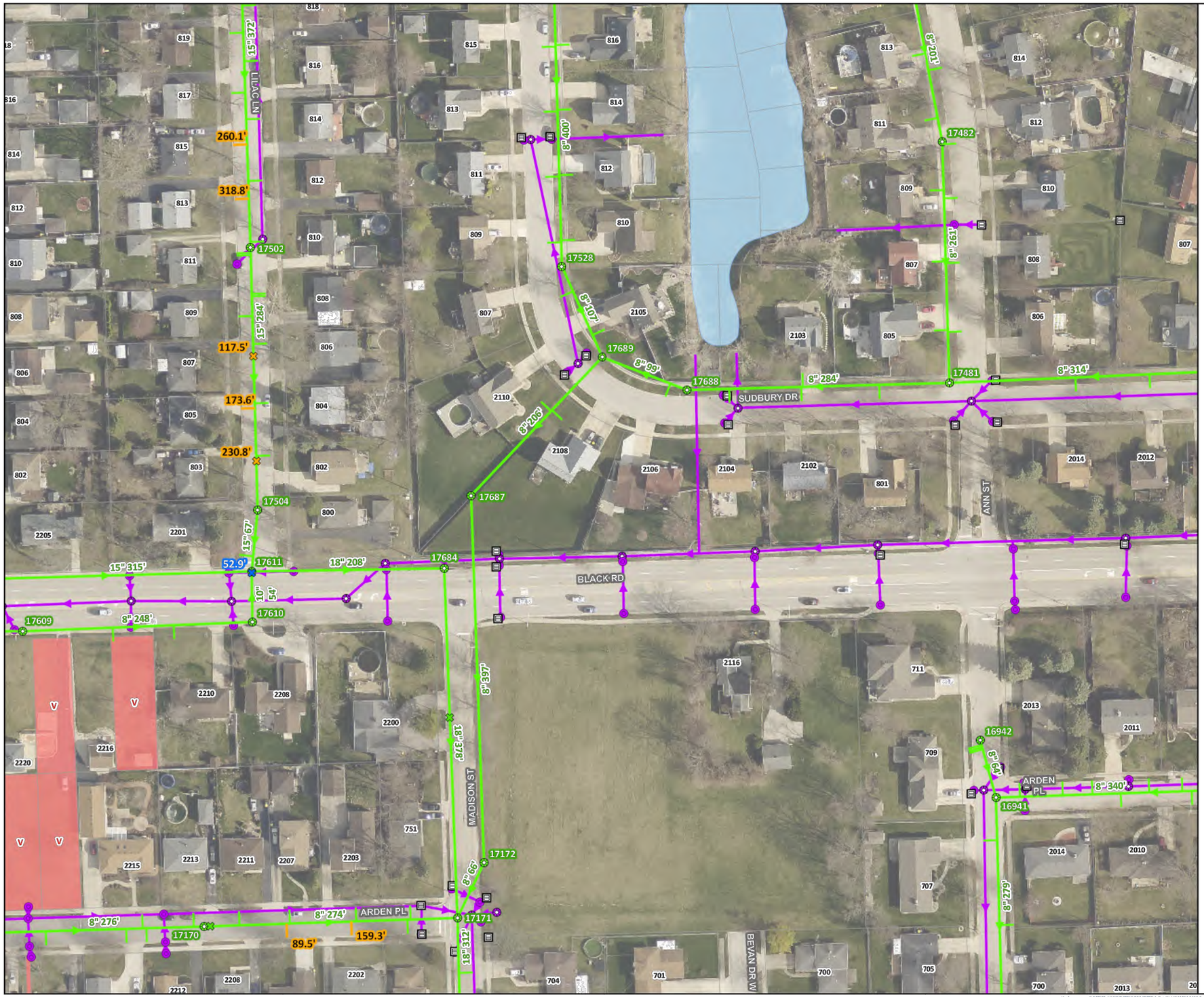


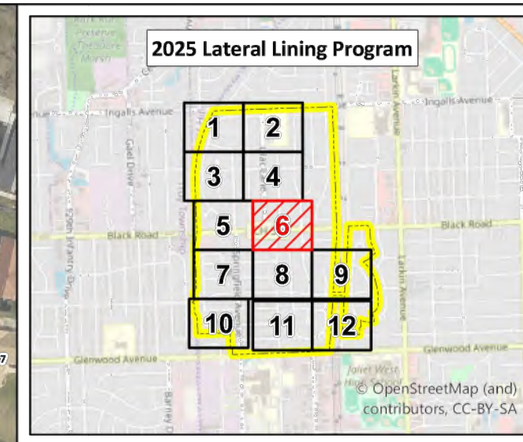


All 20' Lateral Liners shall go under the storm sewer to prevent potential cross-connections. If 20' is deemed not enough, contractor shall seek approval from the Engineer and/or Owner for additional lateral liner footage.

Laterals will be cleaned and televised at least 20 feet. Some laterals require full length cleaning and televising to determine if further lining is needed.

- Full Length Televising and 20' Lateral Liner (Clock Position at 12 O'Clock)
- To be Lateral Lined with 5' Lateral Liner (Clock Position at 12 or 6)
- To be Lateral Lined with 20' Lateral Liner (Clock Position at 12)
- To be Lateral Lined with 5' Lateral Liner
- To be Lateral Lined with 20' Lateral Liner
- Full Length Televising and 20' Lateral Liner
- Joliet Sanitary Manhole
- Joliet Sanitary Gravity Main
- Active Lateral at 12 O'Clock
- Active Lateral
- Storm Manhole
- Storm Catch Basin
- Storm Inlet
- Storm Gravity Main
- 2025 Lateral Lining Program Area
- Vacant Parcel
- Hydrography
- IDOT Roads

N W E S

0 125 250
Feet

\\whe-panzura1\OFFICE-11\WHEATON\PROJECTS\Joliet_IL\11415500 2024 Lateral & 2025 Sewer rehab D&C\7.0 2025-2027 Lateral Rehab Design\2.0 CAD\Sheets\9 2025 Lateral Lining Grid 6.dwg

| | | | | | | | | | |
|---|---|---|---|---|---|---|---|---|---|
| | DESIGNED: PH | | rjn group | 2025 SANITARY SERVICE LATERAL LINING PROGRAM | 2025 LATERAL LINING GRID 6 | SCALES | COUNTY | TOTAL SHEETS | SHEET NO. |
| | DRAWN: ML | | | | | HORIZONTAL: | WILL | 33 | 9 |
| | CHECKED: AK | | | | | VERTICAL: | STA. | TO STA. | |
| 12/16/2024 | DATE: DECEMBER 2024 | | | | | PROJECT NO. 11-4155-00 | | | |

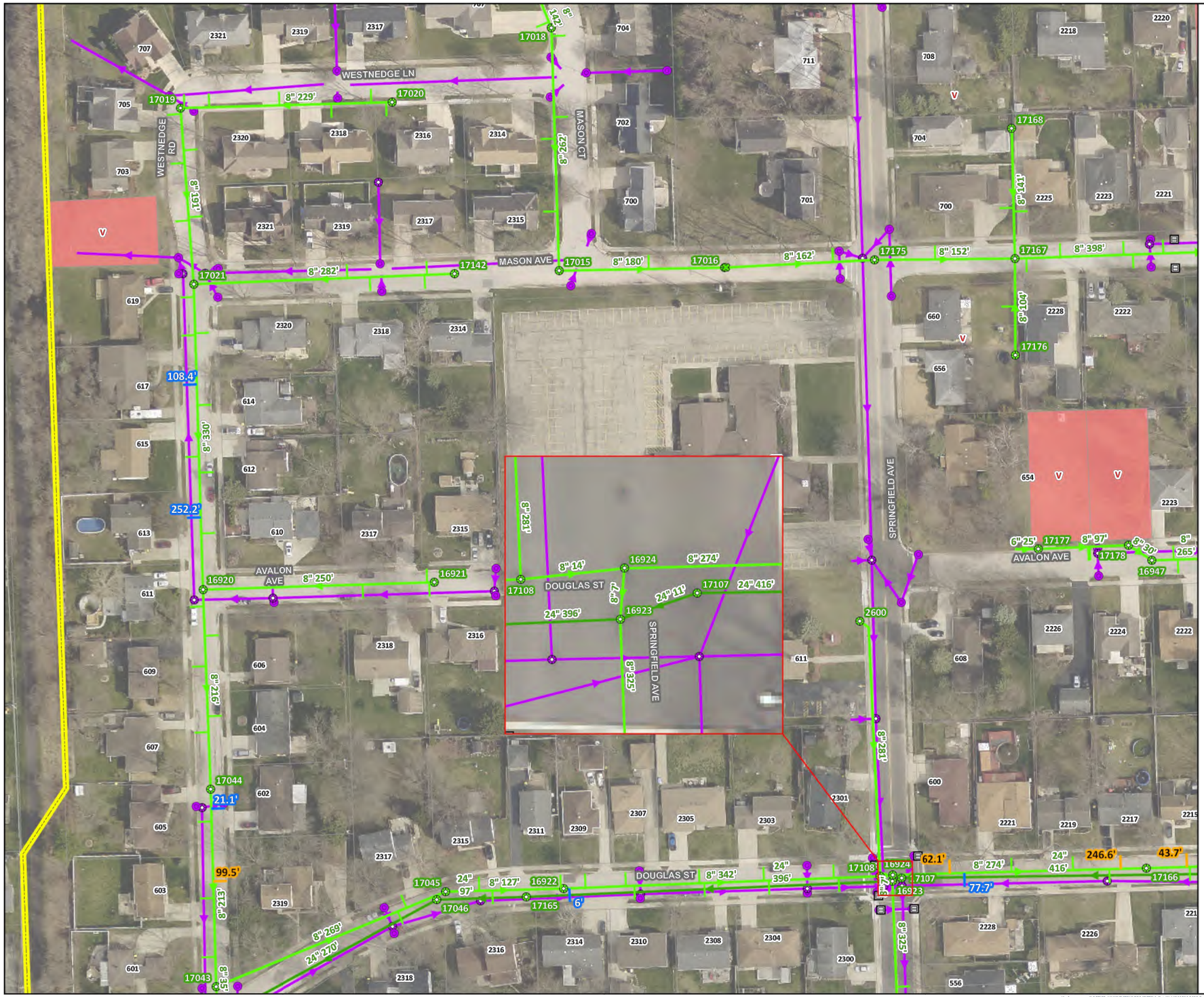


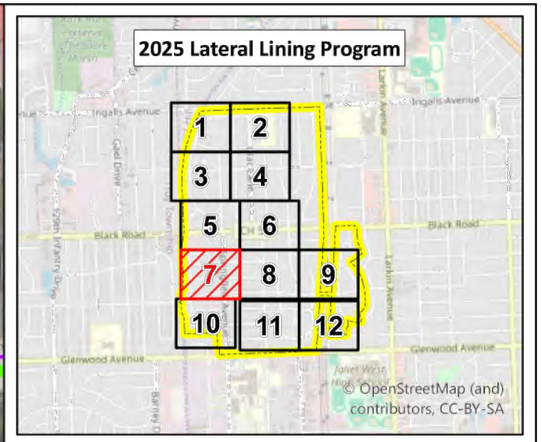


All 20' Lateral Liners shall go under the storm sewer to prevent potential cross-connections. If 20' is deemed not enough, contractor shall seek approval from the Engineer and/or Owner for additional lateral liner footage.

Laterals will be cleaned and televised at least 20 feet. Some laterals require full length cleaning and televising to determine if further lining is needed.

- Full Length Televising and 20' Lateral Liner (Clock Position at 12 O'Clock)
- To be Lateral Lined with 5' Lateral Liner (Clock Position at 12 or 6)
- To be Lateral Lined with 20' Lateral Liner (Clock Position at 12)
- To be Lateral Lined with 5' Lateral Liner
- To be Lateral Lined with 20' Lateral Liner
- Full Length Televising and 20' Lateral Liner
- Joliet Sanitary Manhole
- Joliet Sanitary Gravity Main
- Joliet Sanitary Interceptor
- Active Lateral at 12 O'Clock
- Active Lateral
- Storm Manhole
- Storm Catch Basin
- Storm Inlet
- Storm Gravity Main
- 2025 Lateral Lining Program Area
- Vacant Parcel
- Hydrography
- IDOT Roads

N W E S

0 125 250
Feet

| | | | | | | | | |
|---|---|---|---|---|---|---|---|---|
| | DESIGNED: PH | | | 2025 SANITARY SERVICE LATERAL LINING PROGRAM | 2025 LATERAL LINING GRID 7 | SCALES | COUNTY | TOTAL SHEETS | SHEET NO. |
| | DRAWN: ML | | | | | HORIZONTAL: | WILL | 33 | 10 |
| | CHECKED: AK | | | | | VERTICAL: | STA. | TO STA. | |
| 12/16/2024 | DATE: DECEMBER 2024 | | | | | PROJECT NO. 11-4155-00 | | | |

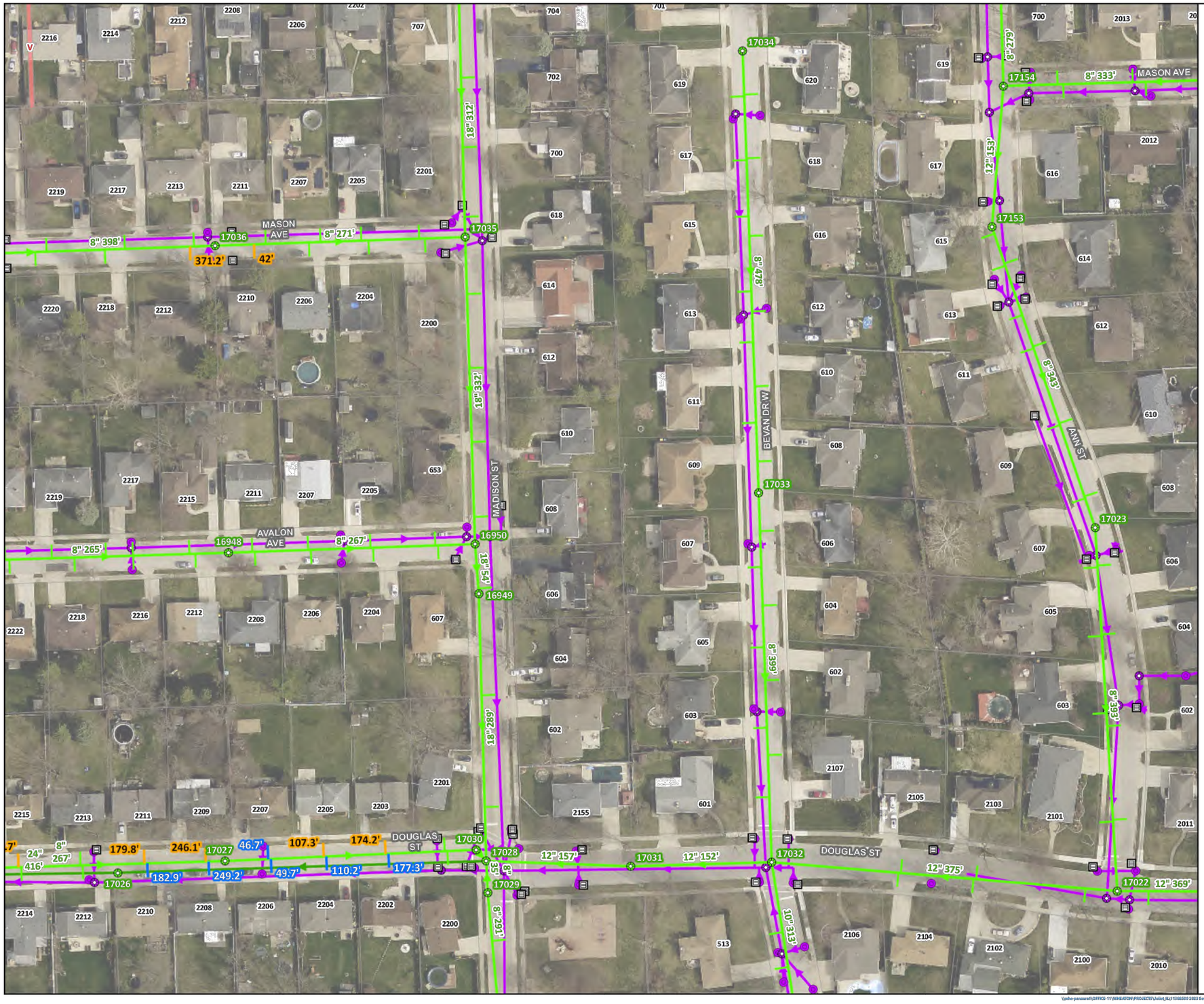


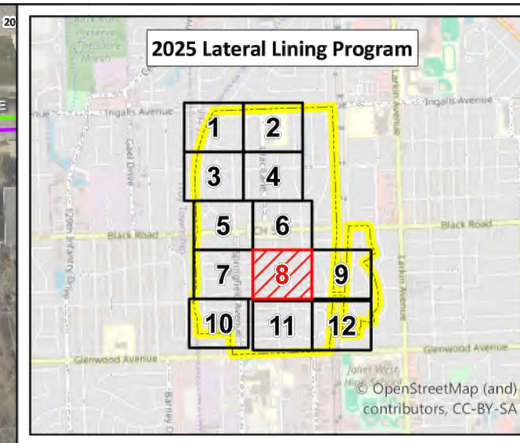


All 20' Lateral Liners shall go under the storm sewer to prevent potential cross-connections. If 20' is deemed not enough, contractor shall seek approval from the Engineer and/or Owner for additional lateral liner footage.

Laterals will be cleaned and televised at least 20 feet. Some laterals require full length cleaning and televising to determine if further lining is needed.

- Full Length Televising and 20' Lateral Liner (Clock Position at 12 O'Clock)
- To be Lateral Lined with 5' Lateral Liner (Clock Position at 12 or 6)
- To be Lateral Lined with 20' Lateral Liner (Clock Position at 12)
- To be Lateral Lined with 5' Lateral Liner
- To be Lateral Lined with 20' Lateral Liner
- Full Length Televising and 20' Lateral Liner
- Joliet Sanitary Manhole
- Joliet Sanitary Gravity Main
- Joliet Sanitary Interceptor
- Active Lateral at 12 O'Clock
- Active Lateral
- Storm Manhole
- Storm Catch Basin
- Storm Inlet
- Storm Gravity Main
- 2025 Lateral Lining Program Area
- Vacant Parcel
- Hydrography
- IDOT Roads

N W E S

0 125 250
Feet

\\whe-panzura1\OFFICE-11\WHEATON\PROJECTS\Joliet_IL\11415500 2024 Lateral & 2025 Sewer rehab D&C\7.0 2025-2027 Lateral Rehab Design\2.0 CAD\Sheets\11 2025 Lateral Lining Grid 8.dwg

| | | | | | | | | | |
|---|---|---|---|---|---|---|---|---|---|
| | DESIGNED: PH | | | | 2025 SANITARY SERVICE LATERAL LINING PROGRAM | 2025 LATERAL LINING GRID 8 | SCALES | COUNTY | TOTAL SHEETS | SHEET NO. |
| | DRAWN: ML | | | | | | HORIZONTAL: | WILL | 33 | 11 |
| | CHECKED: AK | | | | | | VERTICAL: | STA. | TO STA. | |
| 12/16/2024 | DATE: DECEMBER 2024 | | | | | | PROJECT NO. 11-4155-00 | | | |

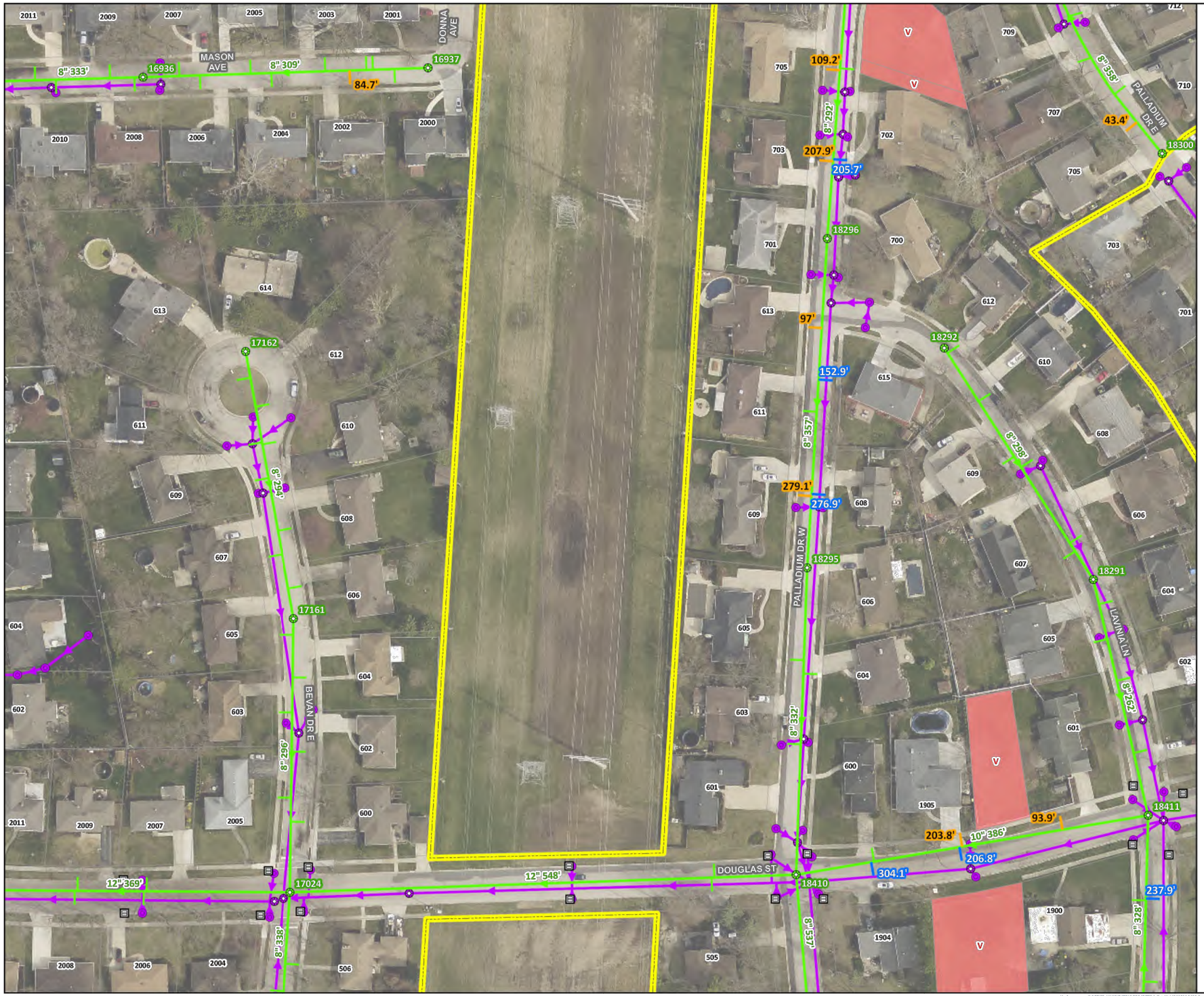


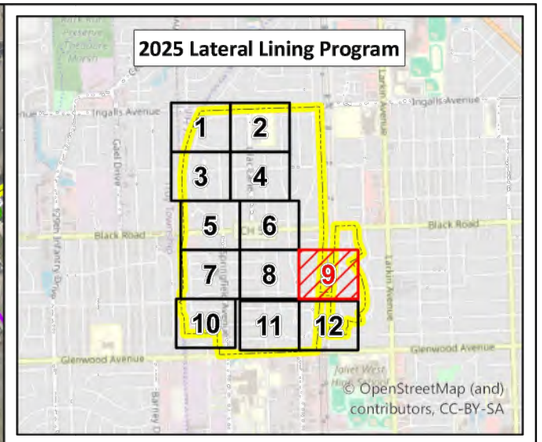


All 20' Lateral Liners shall go under the storm sewer to prevent potential cross-connections. If 20' is deemed not enough, contractor shall seek approval from the Engineer and/or Owner for additional lateral liner footage.

Laterals will be cleaned and televised at least 20 feet. Some laterals require full length cleaning and televising to determine if further lining is needed.

- Full Length Televising and 20' Lateral Liner (Clock Position at 12 O'Clock)
- To be Lateral Lined with 5' Lateral Liner (Clock Position at 12 or 6)
- To be Lateral Lined with 20' Lateral Liner (Clock Position at 12)
- To be Lateral Lined with 5' Lateral Liner
- To be Lateral Lined with 20' Lateral Liner
- Full Length Televising and 20' Lateral Liner
- Joliet Sanitary Manhole
- Joliet Sanitary Gravity Main
- Active Lateral at 12 O'Clock
- Active Lateral
- Storm Manhole
- Storm Catch Basin
- Storm Inlet
- Storm Gravity Main
- 2025 Lateral Lining Program Area
- Vacant Parcel
- Hydrography
- IDOT Roads

N W E S

0 125 250
Feet

\\whe-panzura1\OFFICE-11\WHEATON\PROJECTS\Joliet_IL\11415500 2024 Lateral & 2025 Sewer rehab D&C\7.0 2025-2027 Lateral Rehab Design\2.0 CAD\Sheets\12 2025 Lateral Lining Grid 9.dwg

| | | | | | | | | | |
|---|---|---|---|---|---|---|---|---|---|
| | DESIGNED: PH | | rjn group | 2025 SANITARY SERVICE LATERAL LINING PROGRAM | 2025 LATERAL LINING GRID 9 | SCALES | COUNTY | TOTAL SHEETS | SHEET NO. |
| | DRAWN: ML | | | | | HORIZONTAL: | WILL | 33 | 12 |
| | CHECKED: AK | | | | | VERTICAL: | STA. | TO STA. | |
| 12/16/2024 | DATE: DECEMBER 2024 | | | | | PROJECT NO. 11-4155-00 | | | |

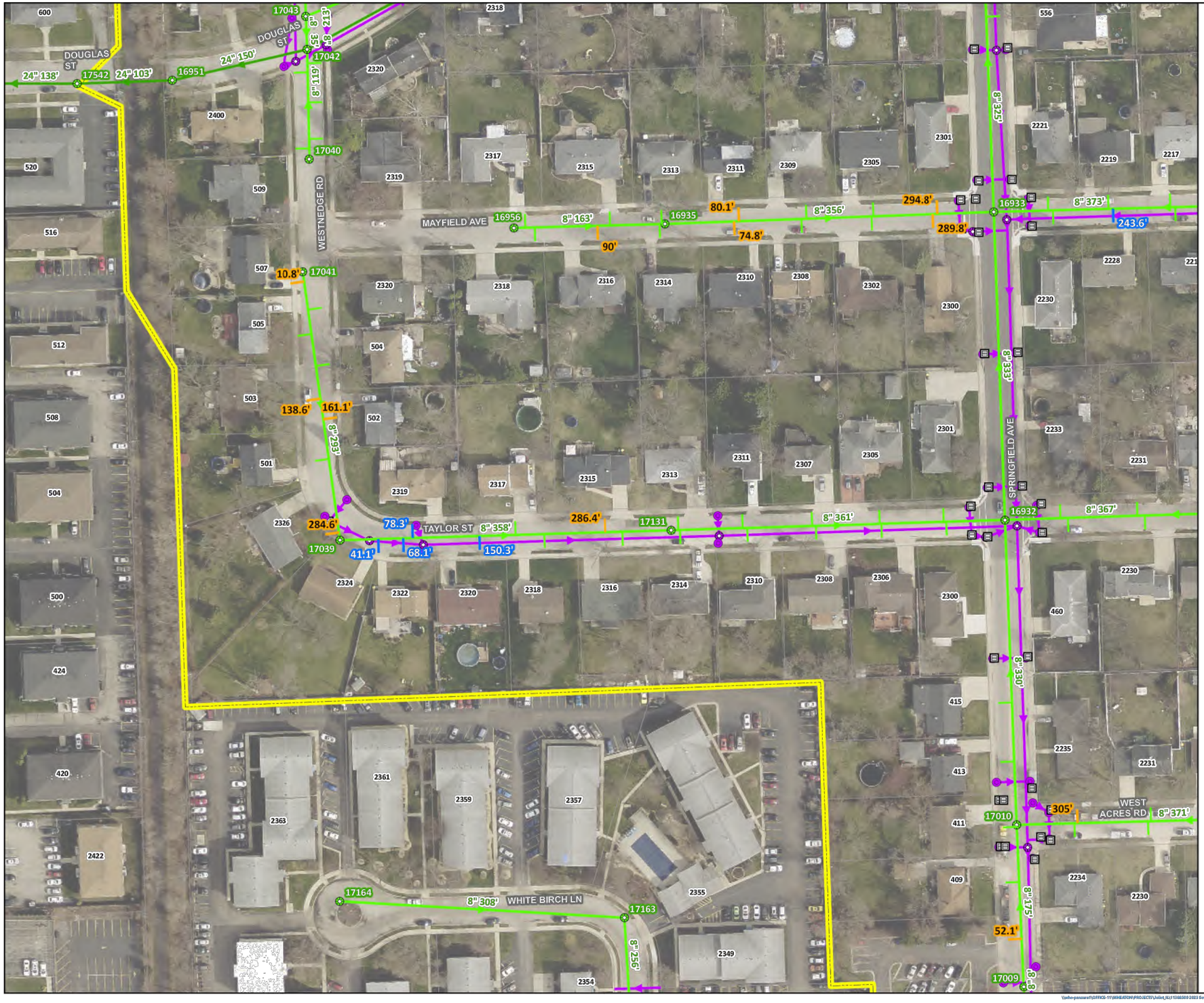


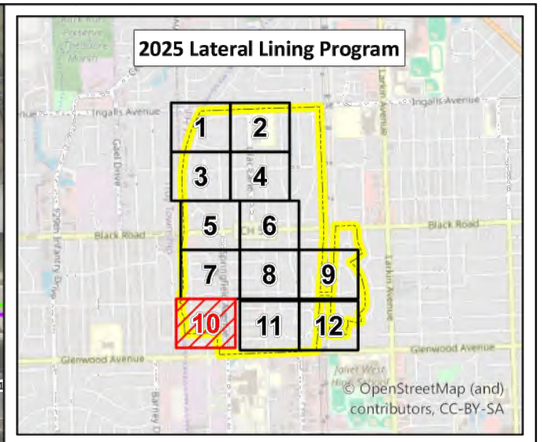


All 20' Lateral Liners shall go under the storm sewer to prevent potential cross-connections. If 20' is deemed not enough, contractor shall seek approval from the Engineer and/or Owner for additional lateral liner footage.

Laterals will be cleaned and televised at least 20 feet. Some laterals require full length cleaning and televising to determine if further lining is needed.

- Full Length Televising and 20' Lateral Liner (Clock Position at 12 O'Clock)
- To be Lateral Lined with 5' Lateral Liner (Clock Position at 12 or 6)
- To be Lateral Lined with 20' Lateral Liner (Clock Position at 12)
- To be Lateral Lined with 5' Lateral Liner
- To be Lateral Lined with 20' Lateral Liner
- Full Length Televising and 20' Lateral Liner
- Joliet Sanitary Manhole
- Joliet Sanitary Gravity Main
- Joliet Sanitary Interceptor
- Active Lateral at 12 O'Clock
- Active Lateral
- Storm Manhole
- Storm Catch Basin
- Storm Inlet
- Storm Gravity Main
- 2025 Lateral Lining Program Area
- Vacant Parcel
- Hydrography
- IDOT Roads

N W E S

0 125 250
Feet

\\whe-panzura1\OFFICE-11\WHEATON\PROJECTS\Joliet_IL\11415500 2024 Lateral & 2025 Sewer rehab D&C\7.0 2025-2027 Lateral Rehab Design\2.0 CAD\Sheets\13 2025 Lateral Lining Grid 10.dwg

| | | | | | | | | | |
|---|---|---|---|---|---|---|---|---|---|
| | DESIGNED: PH | | rjn group | 2025 SANITARY SERVICE LATERAL LINING PROGRAM | 2025 LATERAL LINING GRID 10 | SCALES | COUNTY | TOTAL SHEETS | SHEET NO. |
| | DRAWN: ML | | | | | HORIZONTAL: | WILL | 33 | 13 |
| | CHECKED: AK | | | | | VERTICAL: | STA. | TO STA. | |
| 12/16/2024 | DATE: DECEMBER 2024 | | | | | PROJECT NO. 11-4155-00 | | | |

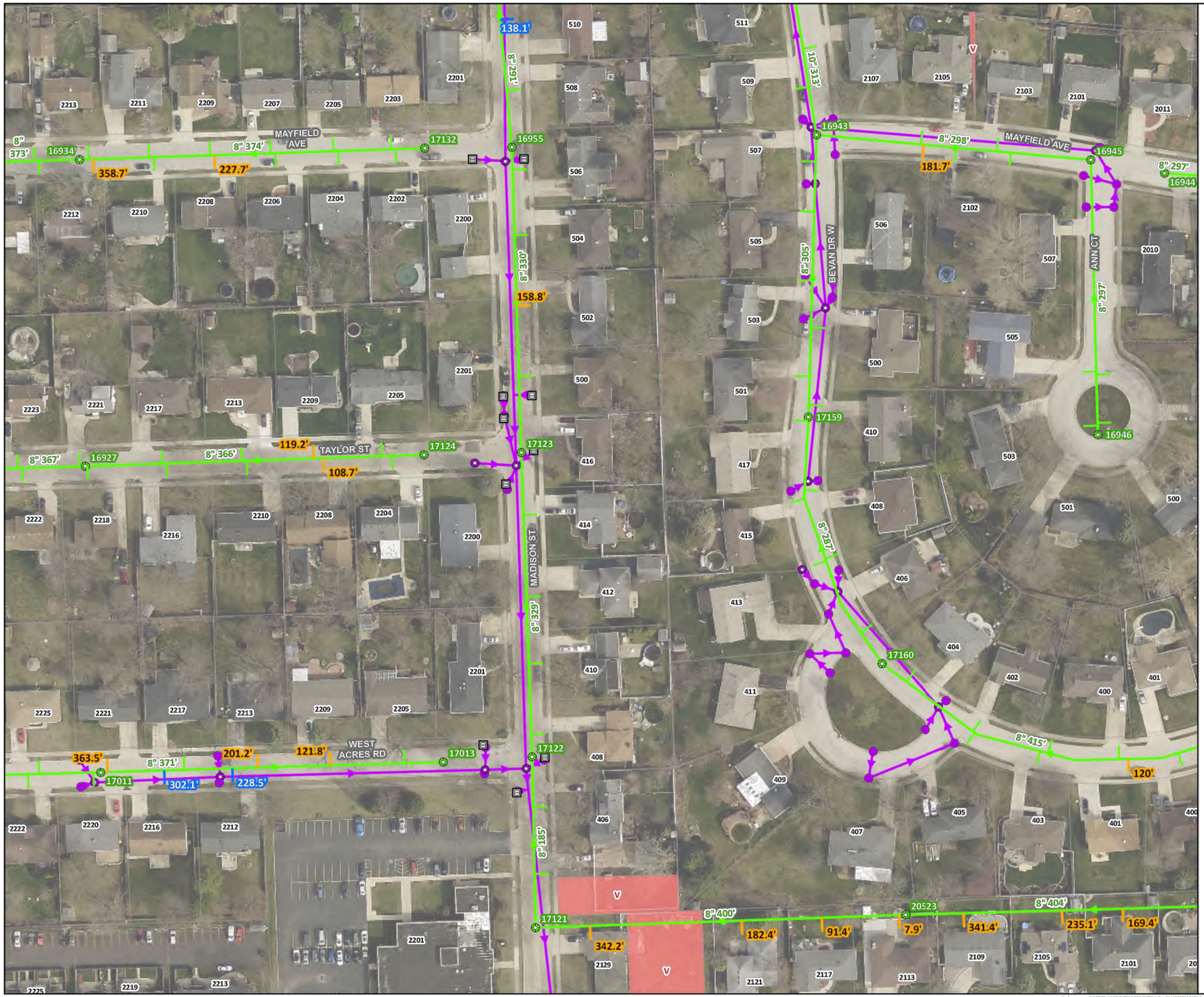


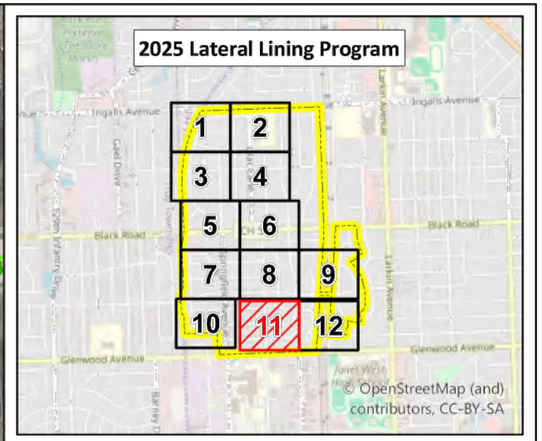


All 20' Lateral Liners shall go under the storm sewer to prevent potential cross-connections. If 20' is deemed not enough, contractor shall seek approval from the Engineer and/or Owner for additional lateral liner footage.

Laterals will be cleaned and televised at least 20 feet. Some laterals require full length cleaning and televising to determine if further lining is needed.

- Full Length Televising and 20' Lateral Liner (Clock Position at 12 O'Clock)
- To be Lateral Lined with 5' Lateral Liner (Clock Position at 12 or 6)
- To be Lateral Lined with 20' Lateral Liner (Clock Position at 12)
- To be Lateral Lined with 5' Lateral Liner
- To be Lateral Lined with 20' Lateral Liner
- Full Length Televising and 20' Lateral Liner
- Joliet Sanitary Manhole
- Joliet Sanitary Gravity Main
- Active Lateral at 12 O'Clock
- Active Lateral
- Storm Manhole
- Storm Catch Basin
- Storm Inlet
- Storm Gravity Main
- 2025 Lateral Lining Program Area
- Vacant Parcel
- Hydrography
- IDOT Roads

N W E S

0 125 250
Feet

\\whe-panzura1\OFFICE-11\WHEATON\PROJECTS\Joliet_IL\11415500 2024 Lateral & 2025 Sewer rehab D&C\7.0 2025-2027 Lateral Rehab Design\2.0 CAD\Sheets\14 2025 Lateral Lining Grid 11.dwg

| | | | | | | | | | |
|---|---|---|---|---|---|---|---|---|---|
| | DESIGNED: PH | | rjn group | 2025 SANITARY SERVICE LATERAL LINING PROGRAM | 2025 LATERAL LINING GRID 11 | SCALES | COUNTY | TOTAL SHEETS | SHEET NO. |
| | DRAWN: ML | | | | | HORIZONTAL: | WILL | 33 | 14 |
| | CHECKED: AK | | | | | VERTICAL: | STA. | TO STA. | |
| 12/16/2024 | DATE: DECEMBER 2024 | | | | | PROJECT NO. 11-4155-00 | | | |

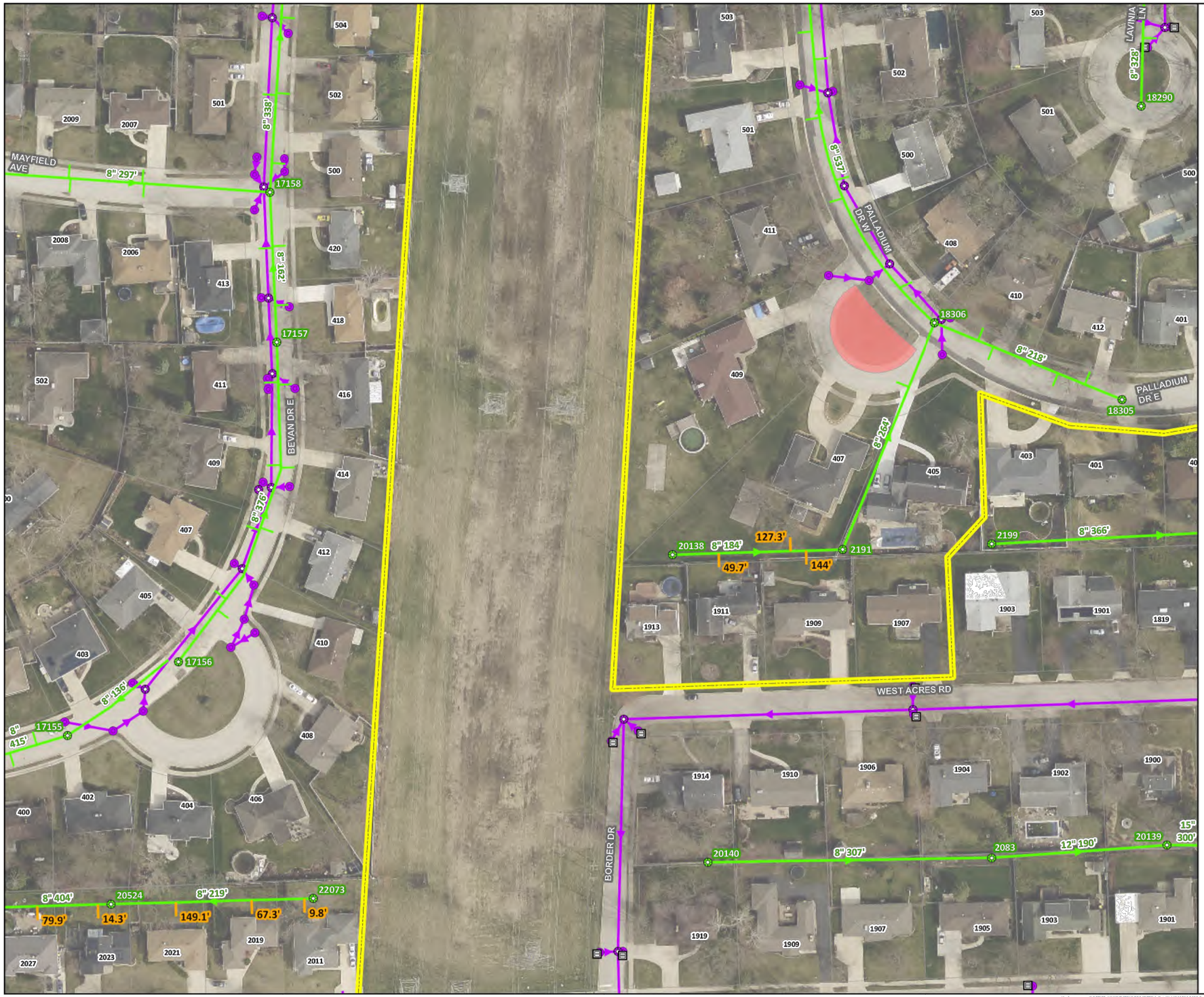


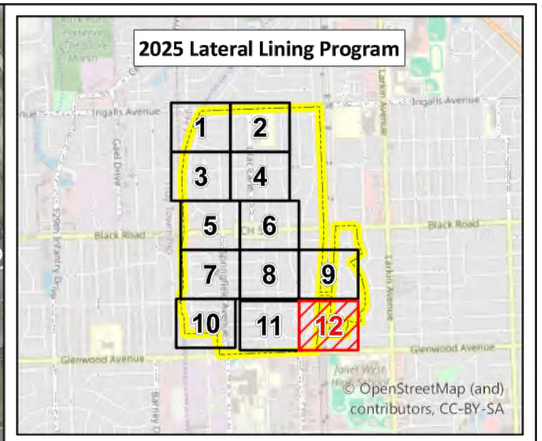


All 20' Lateral Liners shall go under the storm sewer to prevent potential cross-connections. If 20' is deemed not enough, contractor shall seek approval from the Engineer and/or Owner for additional lateral liner footage.

Laterals will be cleaned and televised at least 20 feet. Some laterals require full length cleaning and televising to determine if further lining is needed.

- Full Length Televising and 20' Lateral Liner (Clock Position at 12 O'Clock)
- To be Lateral Lined with 5' Lateral Liner (Clock Position at 12 or 6)
- To be Lateral Lined with 20' Lateral Liner (Clock Position at 12)
- To be Lateral Lined with 5' Lateral Liner
- To be Lateral Lined with 20' Lateral Liner
- Full Length Televising and 20' Lateral Liner
- Joliet Sanitary Manhole
- Joliet Sanitary Gravity Main
- Active Lateral at 12 O'Clock
- Active Lateral
- Storm Manhole
- Storm Catch Basin
- Storm Inlet
- Storm Gravity Main
- 2025 Lateral Lining Program Area
- Vacant Parcel
- Hydrography
- IDOT Roads

N W E S

0 125 250
Feet

\\whe-panzura1\OFFICE-11\WHEATON\PROJECTS\Joliet_IL\11415500 2024 Lateral & 2025 Sewer rehab D&C\7.0 2025-2027 Lateral Rehab Design\2.0 CAD\Sheets\15 2025 Lateral Lining Grid 12.dwg

| | | | | | | | | | |
|---|---|---|---|---|---|---|---|---|---|
| | DESIGNED: PH | | rjn group | 2025 SANITARY SERVICE LATERAL LINING PROGRAM | 2025 LATERAL LINING GRID 12 | SCALES | COUNTY | TOTAL SHEETS | SHEET NO. |
| | DRAWN: ML | | | | | HORIZONTAL: | WILL | 33 | 15 |
| | CHECKED: AK | | | | | VERTICAL: | STA. | TO STA. | |
| 12/16/2024 | DATE: DECEMBER 2024 | | | | | PROJECT NO. 11-4155-00 | | | |

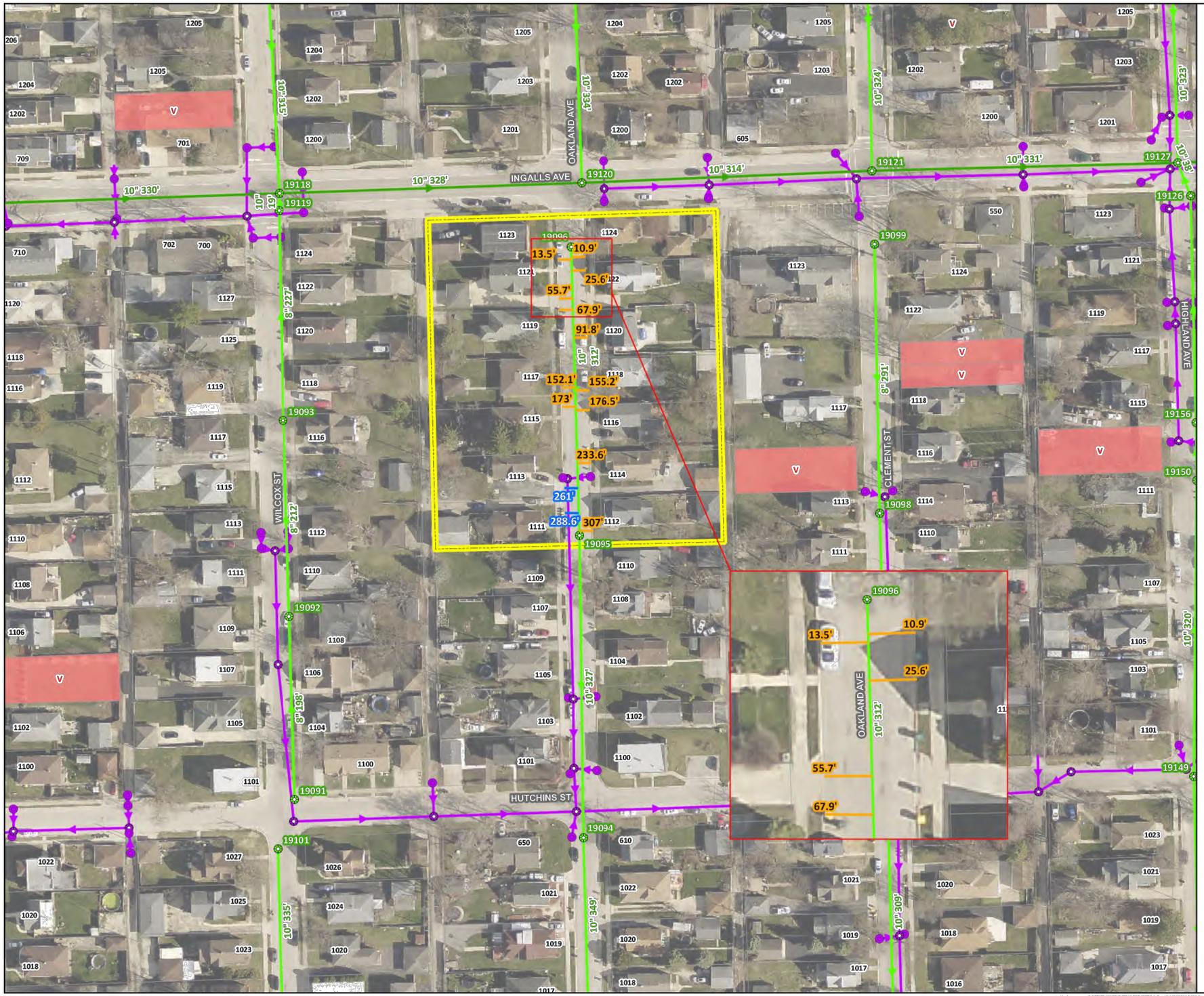





All 20' Lateral Liners shall go under the storm sewer to prevent potential cross-connections. If 20' is deemed not enough, contractor shall seek approval from the Engineer and/or Owner for additional lateral liner footage.

Laterals will be cleaned and televised at least 20 feet. Some laterals require full length cleaning and televising to determine if further lining is needed.

- To be Lateral Lined with 5' Lateral Liner (Clock Position at 12 or 6)
- To be Lateral Lined with 20' Lateral Liner (Clock Position at 12)
- Full Length Televising and 20' Lateral Liner (Clock Position at 12 O'Clock)
- To be Lateral Lined with 5' Lateral Liner
- To be Lateral Lined with 20' Lateral Liner
- Full Length Televising and 20' Lateral Liner
- Joliet Sanitary Manhole
- Joliet Sanitary Gravity Main
- Joliet Sanitary Interceptor
- Active Lateral at 12 O'Clock
- Active Lateral
- Storm Manhole
- Storm Inlet
- Storm Gravity Main
- 2025 Lateral Lining Program Area
- Vacant Parcel
- Hydrography
- IDOT Roads

N W E S

0 125 250
Feet

\\whe-panzura1\OFFICE-11\WHEATON\PROJECTS\Joliet_IL\11415500 2024 Lateral & 2025 Sewer rehab D&C\7.0 2025-2027 Lateral Rehab Design\2.0 CAD\Sheets\16 2025 Lateral Lining Grid 13.dwg

| | | | | | | | | | |
|---|---|---|---|---|---|---|---|---|---|
| | DESIGNED: PH | | rjn group | 2025 SANITARY SERVICE LATERAL LINING PROGRAM | 2025 LATERAL LINING GRID 13 | SCALES | COUNTY | TOTAL SHEETS | SHEET NO. |
| | DRAWN: ML | | | | | HORIZONTAL: | WILL | 33 | 16 |
| | CHECKED: AK | | | | | VERTICAL: | STA. | TO STA. | |
| 12/16/2024 | DATE: DECEMBER 2024 | | | | | PROJECT NO. 11-4155-00 | | | |

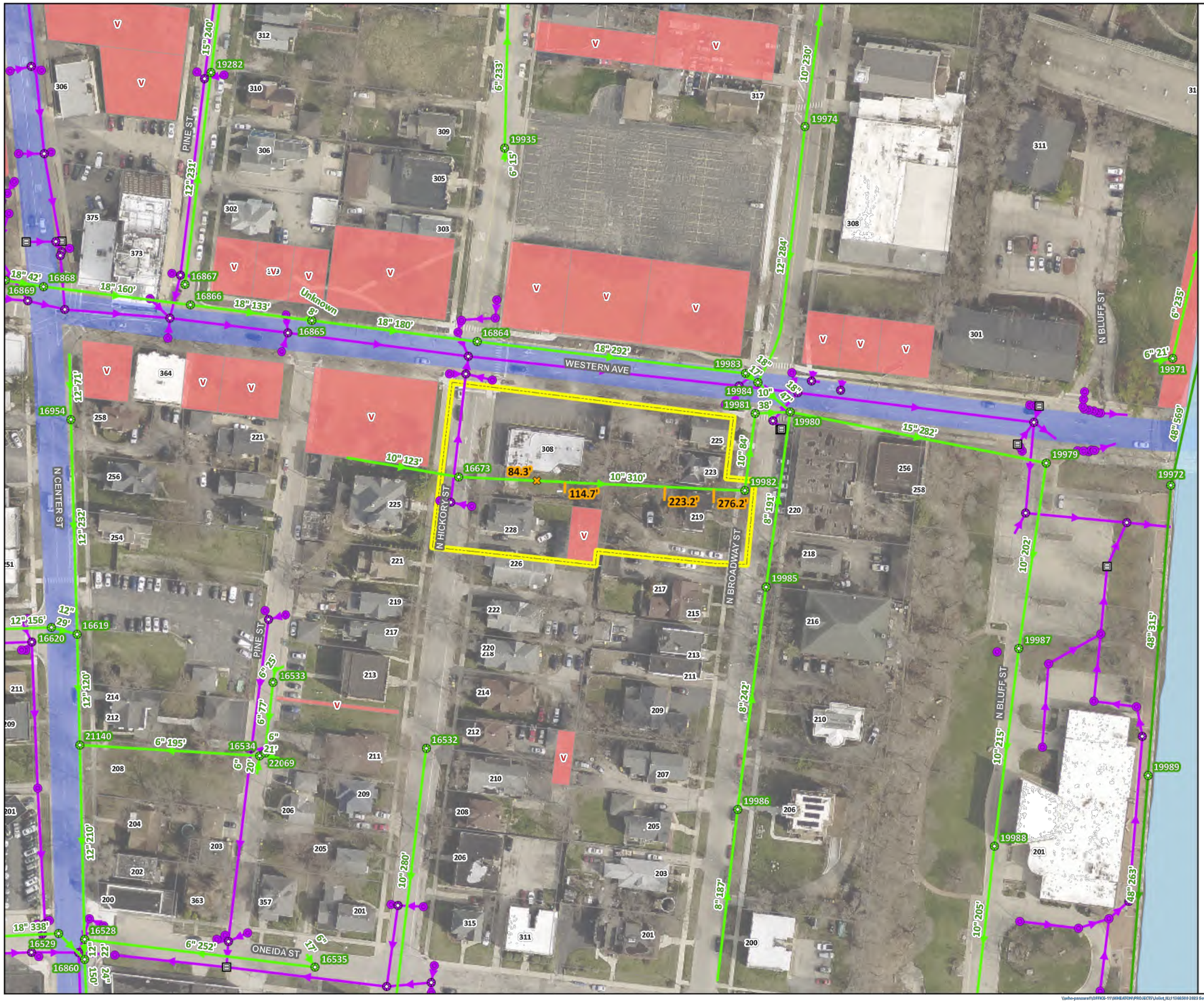





All 20' Lateral Liners shall go under the storm sewer to prevent potential cross-connections. If 20' is deemed not enough, contractor shall seek approval from the Engineer and/or Owner for additional lateral liner footage.

Laterals will be cleaned and televised at least 20 feet. Some laterals require full length cleaning and televising to determine if further lining is needed.

- To be Lateral Lined with 5' Lateral Liner (Clock Position at 12 or 6)
- To be Lateral Lined with 20' Lateral Liner (Clock Position at 12)
- Full Length Televising and 20' Lateral Liner (Clock Position at 12 O'Clock)
- To be Lateral Lined with 5' Lateral Liner
- To be Lateral Lined with 20' Lateral Liner
- Full Length Televising and 20' Lateral Liner
- Joliet Sanitary Manhole
- Joliet Sanitary Gravity Main
- Joliet Sanitary Interceptor
- Active Lateral at 12 O'Clock
- Active Lateral
- Storm Manhole
- Storm Catch Basin
- Storm Inlet
- Storm Gravity Main
- 2025 Lateral Lining Program Area
- Vacant Parcel
- Hydrography
- IDOT Roads

N W E S

0 125 250
Feet

\\whe-panzura1\OFFICE-11\WHEATON\PROJECTS\Joliet_IL\11415500 2024 Lateral & 2025 Sewer rehab D&C\7.0 2025-2027 Lateral Rehab Design\2.0 CAD\Sheets\17 2025 Lateral Lining Grid 14.dwg

| | | | | | | | | | |
|---|---|---|---|---|---|---|---|---|---|
| | DESIGNED: PH | | | rjn group | 2025 SANITARY SERVICE LATERAL LINING PROGRAM | 2025 LATERAL LINING GRID 14 | SCALES | COUNTY | TOTAL SHEETS | SHEET NO. |
| | DRAWN: ML | | | | | | HORIZONTAL: | WILL | 33 | 17 |
| | CHECKED: AK | | | | | | VERTICAL: | STA. | TO STA. | |
| 12/16/2024 | DATE: DECEMBER 2024 | | | | | | PROJECT NO. 11-4155-00 | | | |

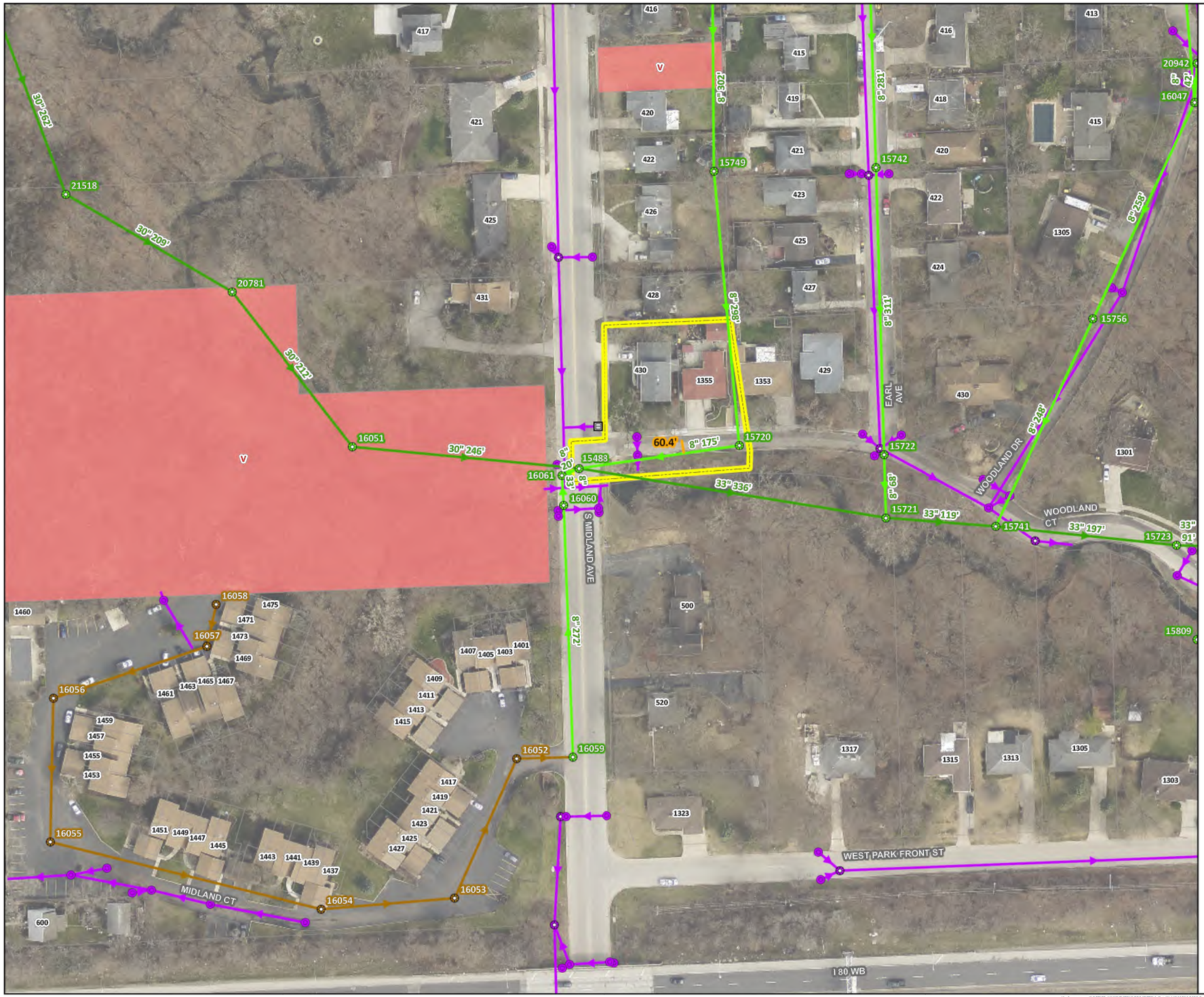


| | | | | | | | |
|---|---|---|---|---|---|---|---|
| | DESIGNED: PH | | | | | SCALES | |
| | DRAWN: ML | | | | | HORIZONTAL: | |
| | CHECKED: AK | | | | | VERTICAL: | |
| 12/16/2024 | DATE: DECEMBER 2024 | | | | | PROJECT NO. 11-4155-00 | |

| COUNTY | TOTAL SHEETS | SHEET NO. |
|---|---|---|
| WILL | 33 | 18 |
| STA. | TO STA. | |

2025 SANITARY SERVICE LATERAL LINING PROGRAM

2025 LATERAL LINING GRID 15

\\whs-pancura\OFFICE-11\WHEATON\PROJECTS\Joliet_IL\11415500 2024 Lateral & 2025 Sewer rehab D&C\7.0 2025-2027 Lateral Rehab Design\2.0 CAD\Sheets\18 2025 Lateral Lining Grid 15.dwg

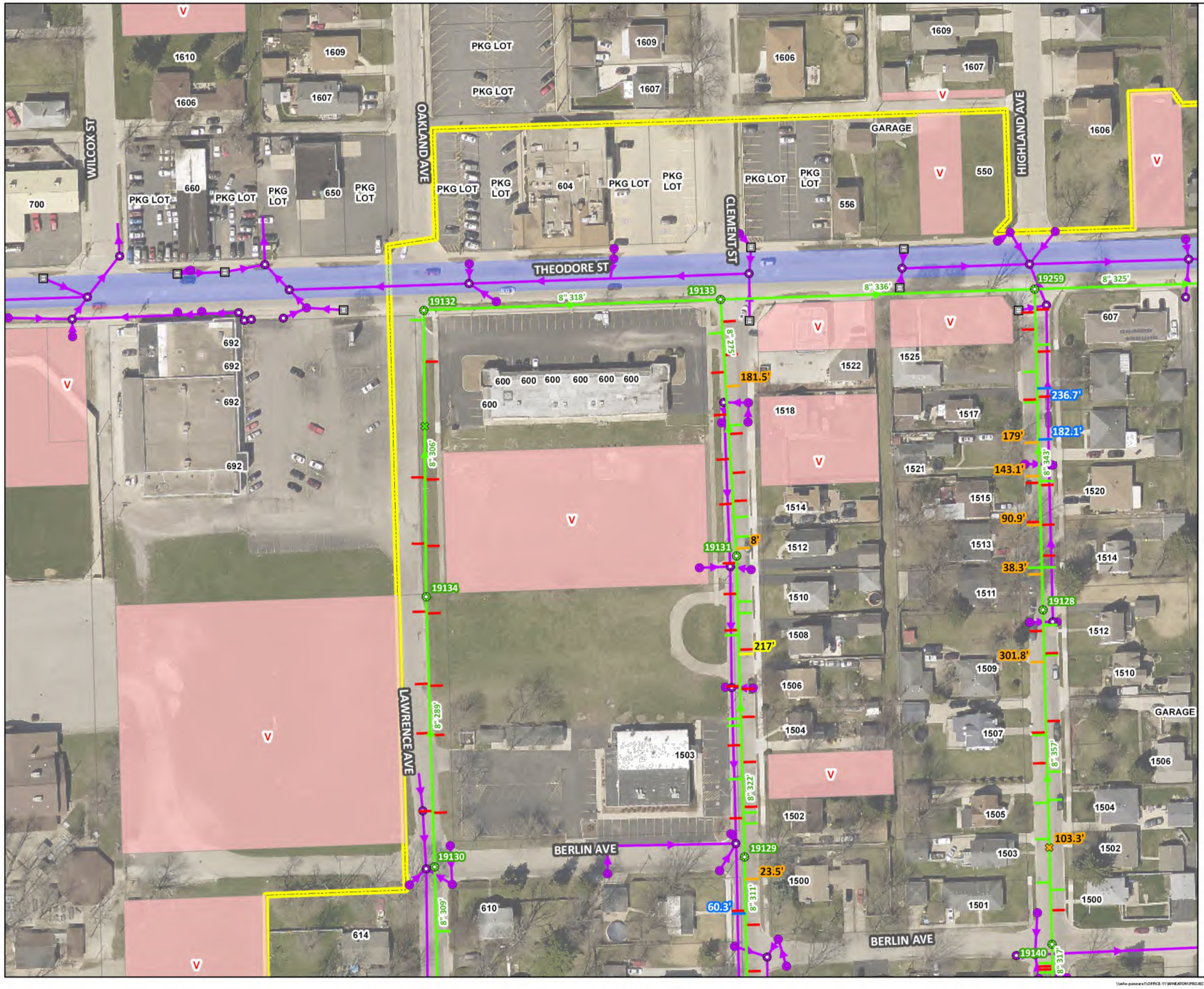


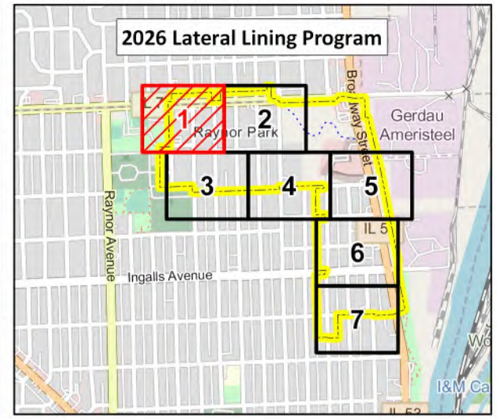


Number of lateral liners may be reduced following dye testing as part of the mainline rehabilitation work being completed in 2025 under the Garnsey Park Sanitary Sewer Rehabilitation Program.

All 20' Lateral Liners shall go under the storm sewer to prevent potential cross-connections. If 20' is deemed not enough, contractor shall seek approval from the Engineer and/or Owner for additional lateral liner footage.

Laterals will be cleaned and televised at least 20 feet. Some laterals require full length cleaning and televising to determine if further lining is needed.

- To be Lateral Lined with 5' Lateral Liner (Clock Position at 6 or 12 O'Clock)
- Full Length Televising and 20' Lateral Liner
- To be Lateral Lined with 5' Lateral Liner
- To be Lateral Lined with 20' Lateral Liner
- Joliet Sanitary Manhole
- Joliet Sanitary Gravity Main
- Active Lateral at 6 or 12 O'Clock
- Active Lateral
- Capped Lateral
- Storm Manhole
- Storm Catch Basin
- Storm Inlet
- Storm Gravity Pipe
- 2026 Water Main Project Areas
- Vacant Parcel
- IDOT Road
- 2026 Lateral Lining Program Area

N W E S

0 125 250

Feet

\\who-panzara1\OFFICE-11\WHEATON\PROJECTS\Joliet_IL\11415500 2024 Lateral & 2025 Sewer rehab D&C\3.0 GIS\GIS_Documents\Map Documents-Exhibits\Sewer and Lateral Rehab Exhibits.aprx - Date Printed: 12/16/2024 8:05 AM

| | | | | | | | |
|---|---|---|---|---|---|---|---|
| | DESIGNED: PH | | | | | SCALES | COUNTY / TOTAL SHEETS / SHEET NO. |
| | DRAWN: ML | | | 2025 SANITARY SERVICE LATERAL LINING PROGRAM | 2026 LATERAL LINING GRID 1 | HORIZONTAL: | WILL / 33 / 19 |
| | CHECKED: AK | | | | | VERTICAL: | STA. TO STA. |
| 12/16/2024 | DATE: DECEMBER 2024 | | | | | PROJECT NO. 11-4155-00 | |

\\who-panzara1\OFFICE-11\WHEATON\PROJECTS\Joliet_IL\11415500 2024 Lateral & 2025 Sewer rehab D&C\7.0 2025-2027 Lateral Rehab Design\2.0 CAD\Sheets\19 2026 Lateral Lining Grid 1.dwg

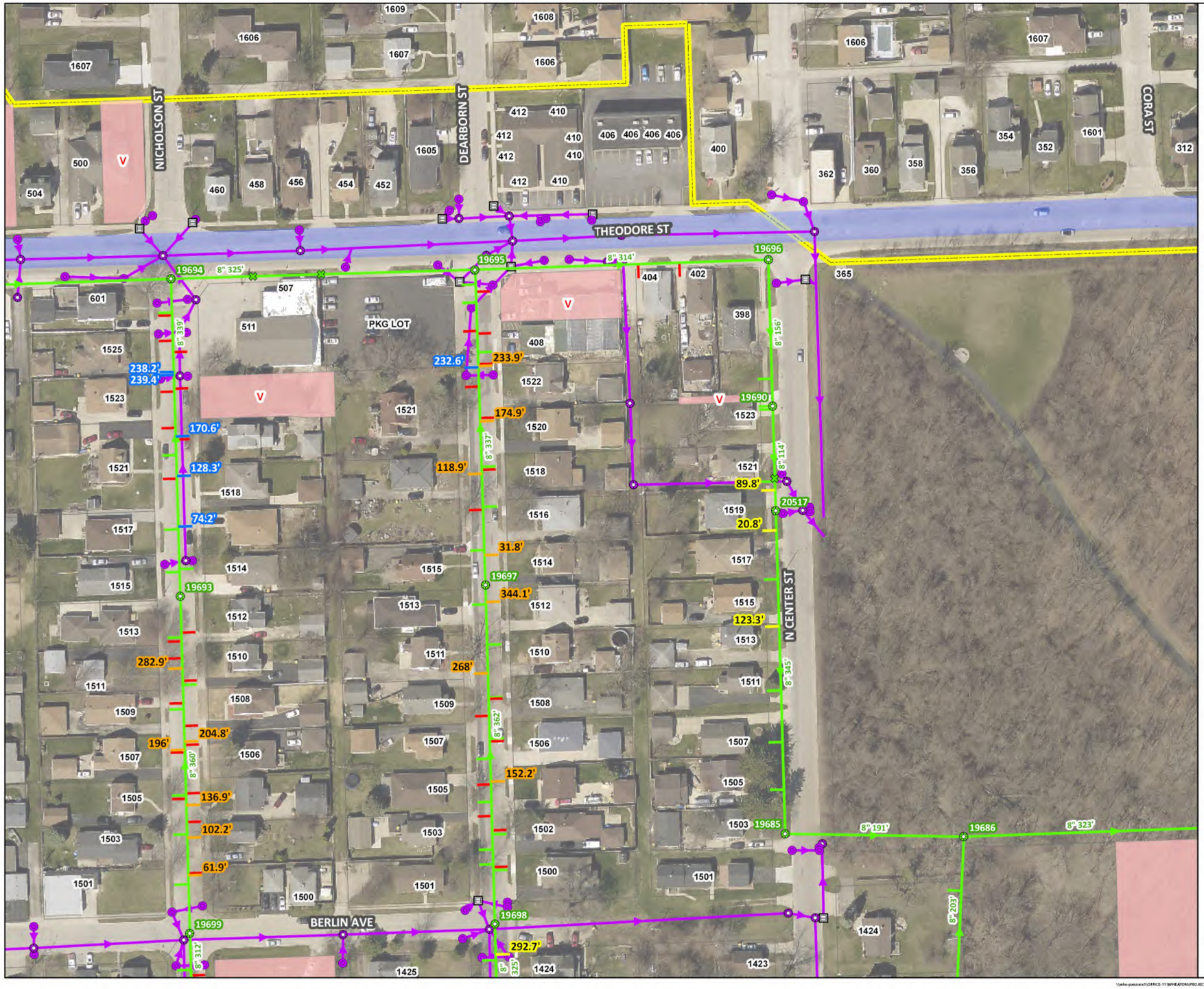


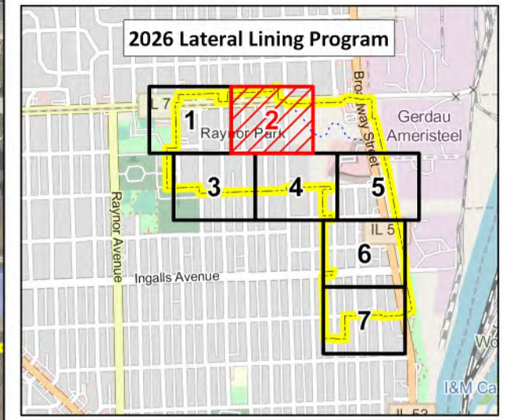


Number of lateral liners may be reduced following dye testing as part of the mainline rehabilitation work being completed in 2025 under the Garnsey Park Sanitary Sewer Rehabilitation Program.

All 20' Lateral Liners shall go under the storm sewer to prevent potential cross-connections. If 20' is deemed not enough, contractor shall seek approval from the Engineer and/or Owner for additional lateral liner footage.

Laterals will be cleaned and televised at least 20 feet. Some laterals require full length cleaning and televising to determine if further lining is needed.

- Full Length Televising and 20' Lateral Liner
- To be Lateral Lined with 5' Lateral Liner
- To be Lateral Lined with 20' Lateral Liner
- Joliet Sanitary Manhole
- Joliet Sanitary Gravity Main
- Active Lateral at 6 or 12 O'Clock
- Active Lateral
- Capped Lateral
- Storm Manhole
- Storm Catch Basin
- Storm Inlet
- Storm Gravity Pipe
- 2026 Water Main Project Areas
- Vacant Parcel
- IDOT Road
- 2026 Lateral Lining Program Area

N W E S

0 125 250

Feet

\\who-panzura1\OFFICE-11\WHEATON\PROJECTS\Joliet_IL\11415500 2024 Lateral & 2025 Sewer rehab D&C\5.0 GIS\GIS_Documents\MapDocuments-Exhibits\Sewer and Lateral Rehab Exhibits.aprx - Date Printed: 12/16/2024 8:05 AM

| | | | | | | | |
|---|---|---|---|---|---|---|---|
| | DESIGNED: PH | | | 2025 SANITARY SERVICE LATERAL LINING PROGRAM | 2026 LATERAL LINING GRID 2 | SCALES | COUNTY / TOTAL SHEETS / SHEET NO. |
| | DRAWN: ML | | | | | HORIZONTAL: | WILL / 33 / 20 |
| | CHECKED: AK | | | | | VERTICAL: | STA. TO STA. |
| 12/16/2024 | DATE: DECEMBER 2024 | | | | | PROJECT NO. 11-4155-00 | |

\\who-panzura1\OFFICE-11\WHEATON\PROJECTS\Joliet_IL\11415500 2024 Lateral & 2025 Sewer rehab D&C\7.0 2025-2027 Lateral Rehab Design\2.0 CAD\Sheets\20 2026 Lateral Lining Grid 2.dwg

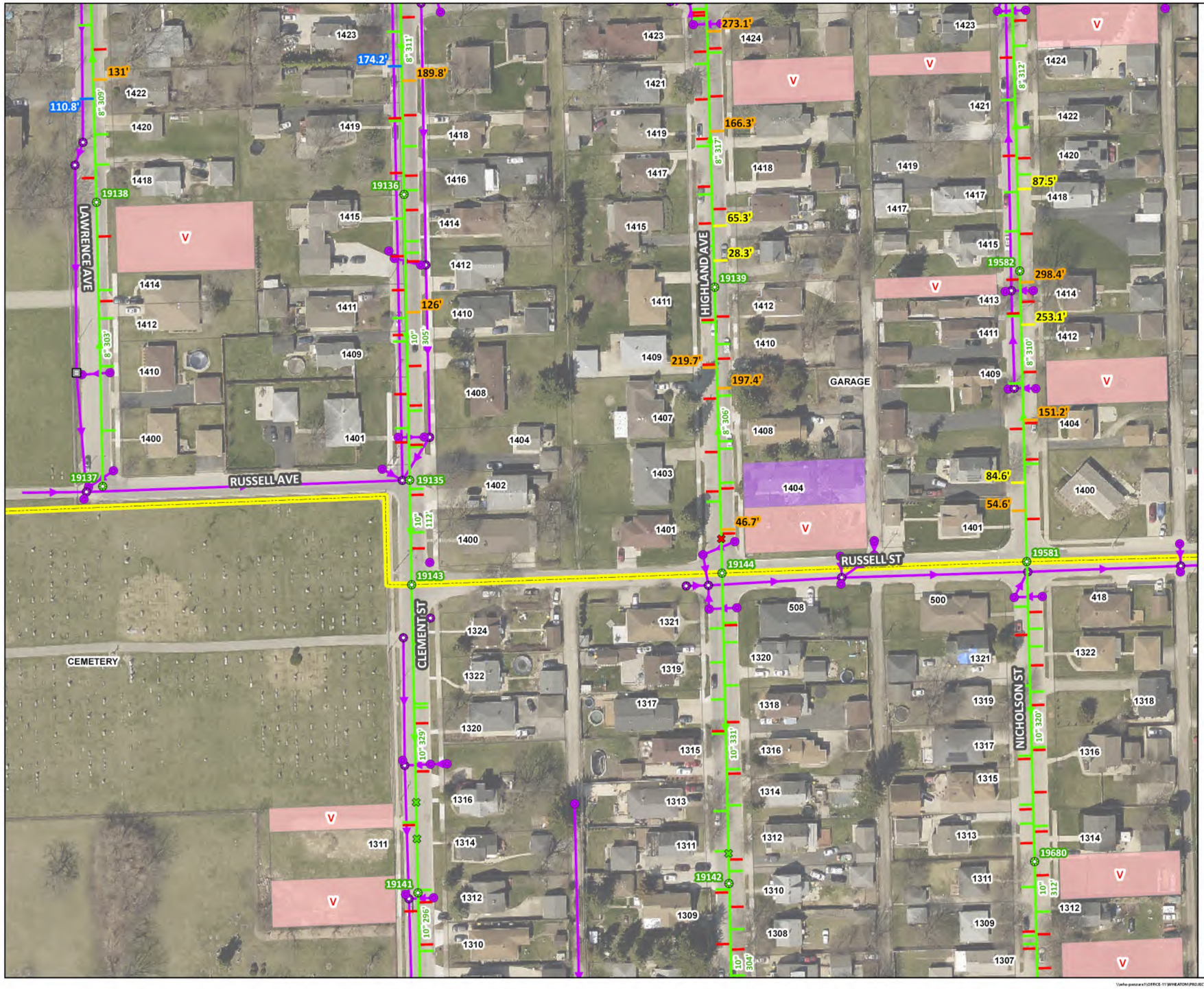


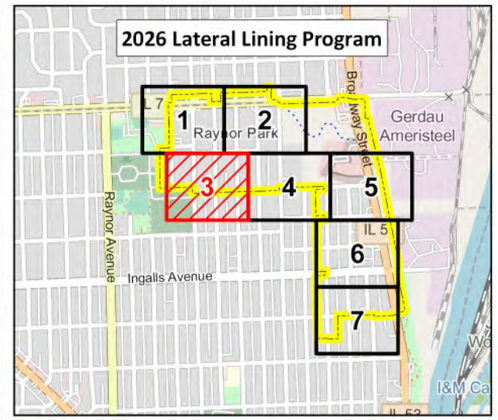


Number of lateral liners may be reduced following dye testing as part of the mainline rehabilitation work being completed in 2025 under the Garnsey Park Sanitary Sewer Rehabilitation Program.

All 20' Lateral Liners shall go under the storm sewer to prevent potential cross-connections. If 20' is deemed not enough, contractor shall seek approval from the Engineer and/or Owner for additional lateral liner footage.

Laterals will be cleaned and televised at least 20 feet. Some laterals require full length cleaning and televising to determine if further lining is needed.

- Full Length Televising and 20' Lateral Liner
- To be Lateral Lined with 5' Lateral Liner
- To be Lateral Lined with 20' Lateral Liner
- Joliet Sanitary Manhole
- Joliet Sanitary Gravity Main
- Active Lateral at 6 or 12 O'Clock
- Capped Lateral at 6 or 12 O'Clock
- Active Lateral
- Capped Lateral
- Storm Manhole
- Storm Catch Basin
- Storm Inlet
- Storm Gravity Pipe
- 2026 Water Main Project Areas
- Vacant Parcel
- IDOT Road
- 2026 Lateral Lining Program Area

N W E S

0 125 250

Feet

\\whs-pancura1\OFFICE-11\WHEATON\PROJECTS\Joliet_IL\11411500 2024 Lateral & 2025 Sewer rehab D&C\7.0 2025-2027 Lateral Rehab Design\2.0 CAD\Sheets\21 2026 Lateral Lining Grid 3.dwg

\\whs-pancura1\OFFICE-11\WHEATON\PROJECTS\Joliet_IL\11411500 2024 Lateral & 2025 Sewer rehab D&C\5.0 GIS\GIS_Documents\MapDocuments-Exhibits\Sewer and Lateral Rehab Exhibits.aprx - Date Printed: 12/16/2024 8:05 AM

| | | | | | | | | |
|---|---|---|---|---|---|---|---|---|
| | DESIGNED: PH | | | 2025 SANITARY SERVICE LATERAL LINING PROGRAM | 2026 LATERAL LINING GRID 3 | SCALES | COUNTY | TOTAL SHEETS | SHEET NO. |
| | DRAWN: ML | | | | | HORIZONTAL: | WILL | 33 | 21 |
| | CHECKED: AK | | | | | VERTICAL: | STA. | TO STA. | |
| 12/16/2024 | DATE: DECEMBER 2024 | | | | | PROJECT NO. 11-4155-00 | | | |

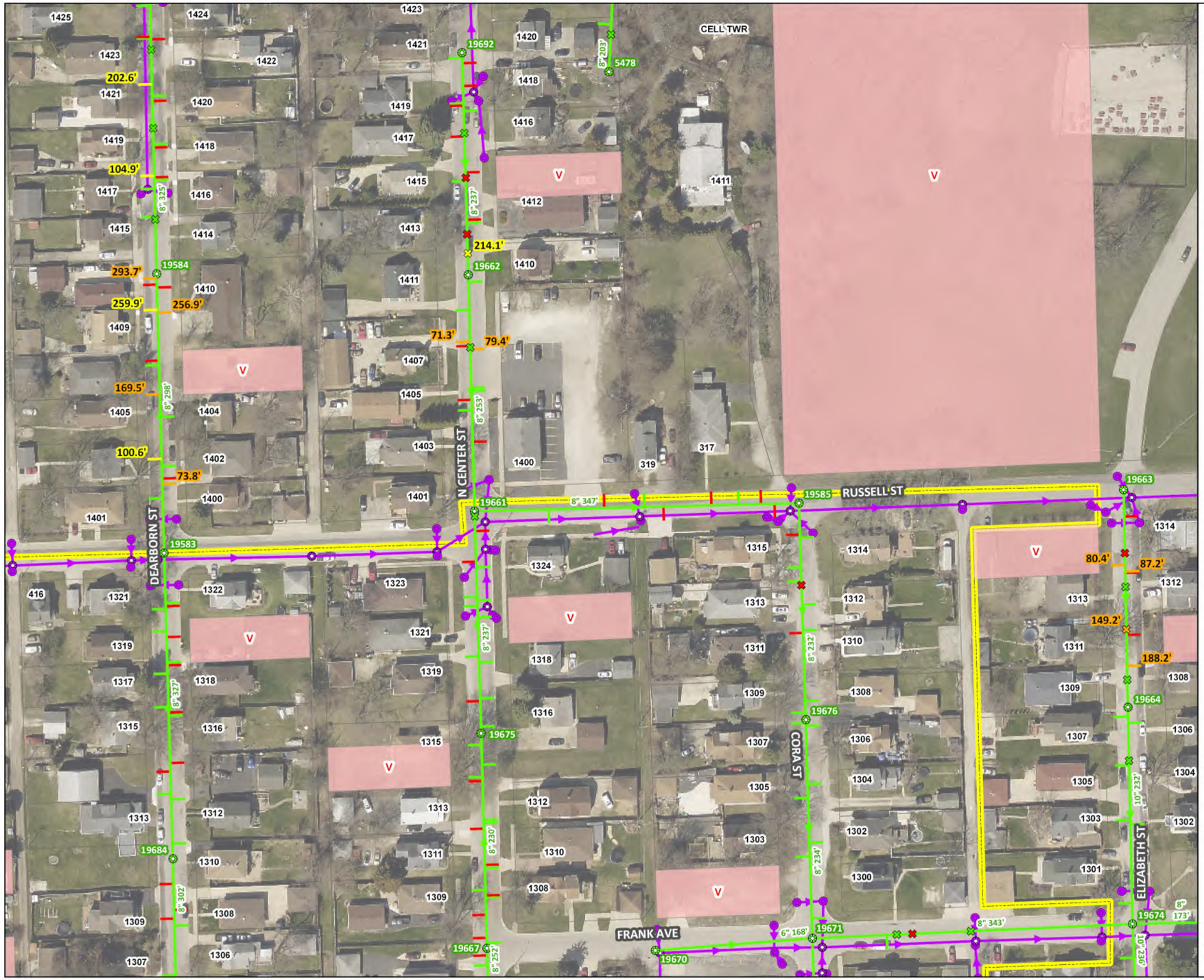


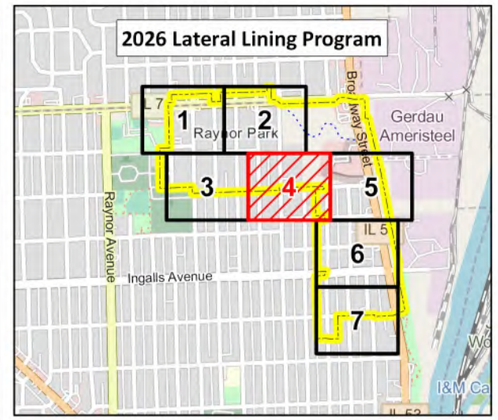


Number of lateral liners may be reduced following dye testing as part of the mainline rehabilitation work being completed in 2025 under the Garnsey Park Sanitary Sewer Rehabilitation Program.

All 20' Lateral Liners shall go under the storm sewer to prevent potential cross-connections. If 20' is deemed not enough, contractor shall seek approval from the Engineer and/or Owner for additional lateral liner footage.

Laterals will be cleaned and televised at least 20 feet. Some laterals require full length cleaning and televising to determine if further lining is needed.

- Full Length Televising and 20' Lateral Liner (Clock Position at 12 O'Clock)
- To be Lateral Lined with 5' Lateral Liner (Clock Position at 6 or 12 O'Clock)
- Full Length Televising and 20' Lateral Liner
- To be Lateral Lined with 5' Lateral Liner
- Joliet Sanitary Manhole
- Joliet Sanitary Gravity Main
- Active Lateral at 6 or 12 O'Clock
- Capped Lateral at 6 or 12 O'Clock
- Active Lateral
- Capped Lateral
- Storm Manhole
- Storm Inlet
- Storm Gravity Pipe
- 2026 Water Main Project Areas
- Vacant Parcel
- IDOT Road
- 2026 Lateral Lining Program Area

N W E S

0 125 250

Feet

\\whe-panzara1\OFFICE-11\WHEATON\PROJECTS\Joliet_IL\11415500 2024 Lateral & 2025 Sewer rehab D&C\3.0 GIS\GIS_Documents\Map\Documents-Exhibits\Sewer and Lateral Rehab Exhibits.aprx - Date Printed: 12/16/2024 8:05 AM

\\whe-panzara1\OFFICE-11\WHEATON\PROJECTS\Joliet_IL\11415500 2024 Lateral & 2025 Sewer rehab D&C\7.0 2025-2027 Lateral Rehab Design\2.0 CAD\Sheets\22 2026 Lateral Lining Grid 4.dwg

| | | | | | | | |
|---|---|---|---|---|---|---|---|
| | DESIGNED: PH | | | 2025 SANITARY SERVICE LATERAL LINING PROGRAM | 2026 LATERAL LINING GRID 4 | SCALES | COUNTY |
| | DRAWN: ML | | | | | HORIZONTAL: | WILL |
| | CHECKED: AK | | | | | VERTICAL: | STA. TO STA. |
| 12/16/2024 | DATE: DECEMBER 2024 | | | | | PROJECT NO. 11-4155-00 | |

| TOTAL SHEETS | SHEET NO. |
|---|---|
| 33 | 22 |

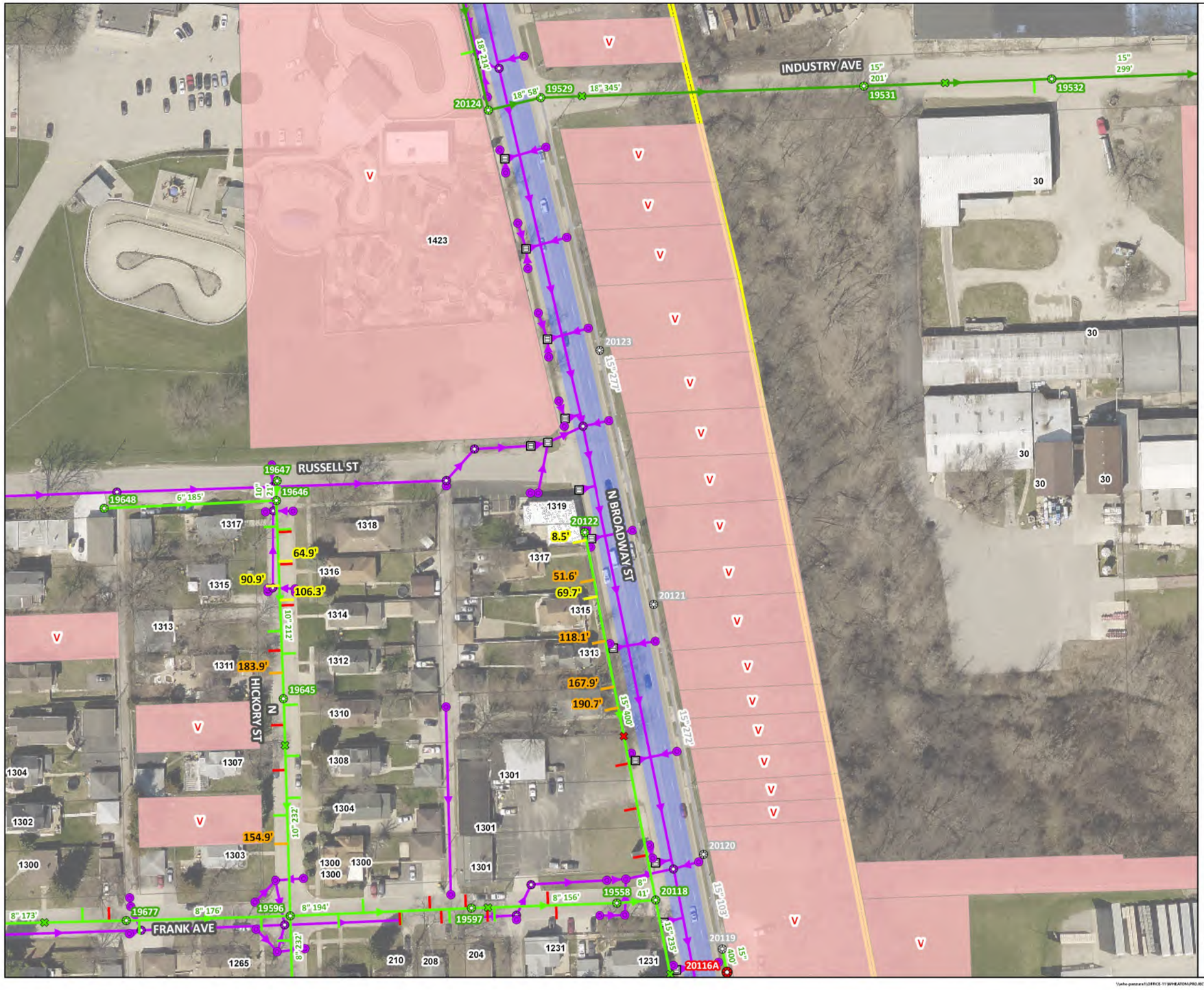


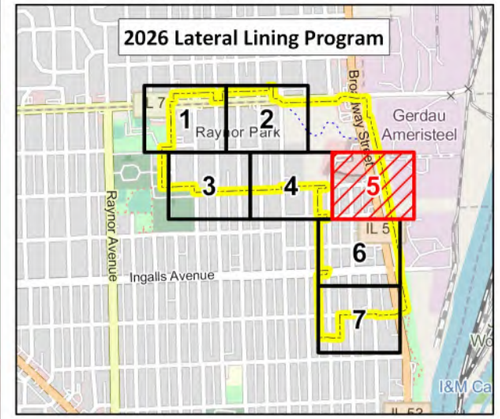


Number of lateral liners may be reduced following dye testing as part of the mainline rehabilitation work being completed in 2025 under the Garnsey Park Sanitary Sewer Rehabilitation Program.

All 20' Lateral Liners shall go under the storm sewer to prevent potential cross-connections. If 20' is deemed not enough, contractor shall seek approval from the Engineer and/or Owner for additional lateral liner footage.

Laterals will be cleaned and televised at least 20 feet. Some laterals require full length cleaning and televising to determine if further lining is needed.

- Proposed New Manhole
- Full Length Televising and 20' Lateral Liner
- To be Lateral Lined with 5' Lateral Liner
- Abandoned Sewer Manhole
- Joliet Sanitary Manhole
- Abandoned Sewer Main Sanitary
- Joliet Sanitary Gravity Main
- Joliet Sanitary Interceptor
- Active Lateral at 6 or 12 O'Clock
- Capped Lateral at 6 or 12 O'Clock
- Active Lateral
- Capped Lateral
- Storm Manhole
- Storm Catch Basin
- Storm Inlet
- Storm Gravity Pipe
- 2026 Water Main Project Areas
- Vacant Parcel
- IDOT Road
- 2026 Lateral Lining Program Area

N W E S

0 125 250

Feet

\\whe-panzura1\OFFICE-11\WHEATON\PROJECTS\Joliet_IL\11415500 2024 Lateral & 2025 Sewer rehab D&C\5.0 GIS\GIS_Documents\MapDocuments-Exhibits\Sewer and Lateral Rehab Exhibits.aprx - Date Printed: 12/16/2024 8:05 AM

| | | | | | | | |
|---|---|---|---|---|---|---|---|
| | DESIGNED: PH | | | | | SCALES | COUNTY / TOTAL SHEETS / SHEET NO. |
| | DRAWN: ML | | | | | HORIZONTAL: | WILL / 33 / 23 |
| | CHECKED: AK | | | | | VERTICAL: | STA. TO STA. |
| 12/16/2024 | DATE: DECEMBER 2024 | | | | | PROJECT NO. 11-4155-00 | |

rjn group

2025 SANITARY SERVICE LATERAL LINING PROGRAM

2026 LATERAL LINING GRID 5

\\whe-panzura1\OFFICE-11\WHEATON\PROJECTS\Joliet_IL\11415500 2024 Lateral & 2025 Sewer rehab D&C\7.0 2025-2027 Lateral Rehab Design\2.0 CAD\Sheets\23 2026 Lateral Lining Grid 5.dwg

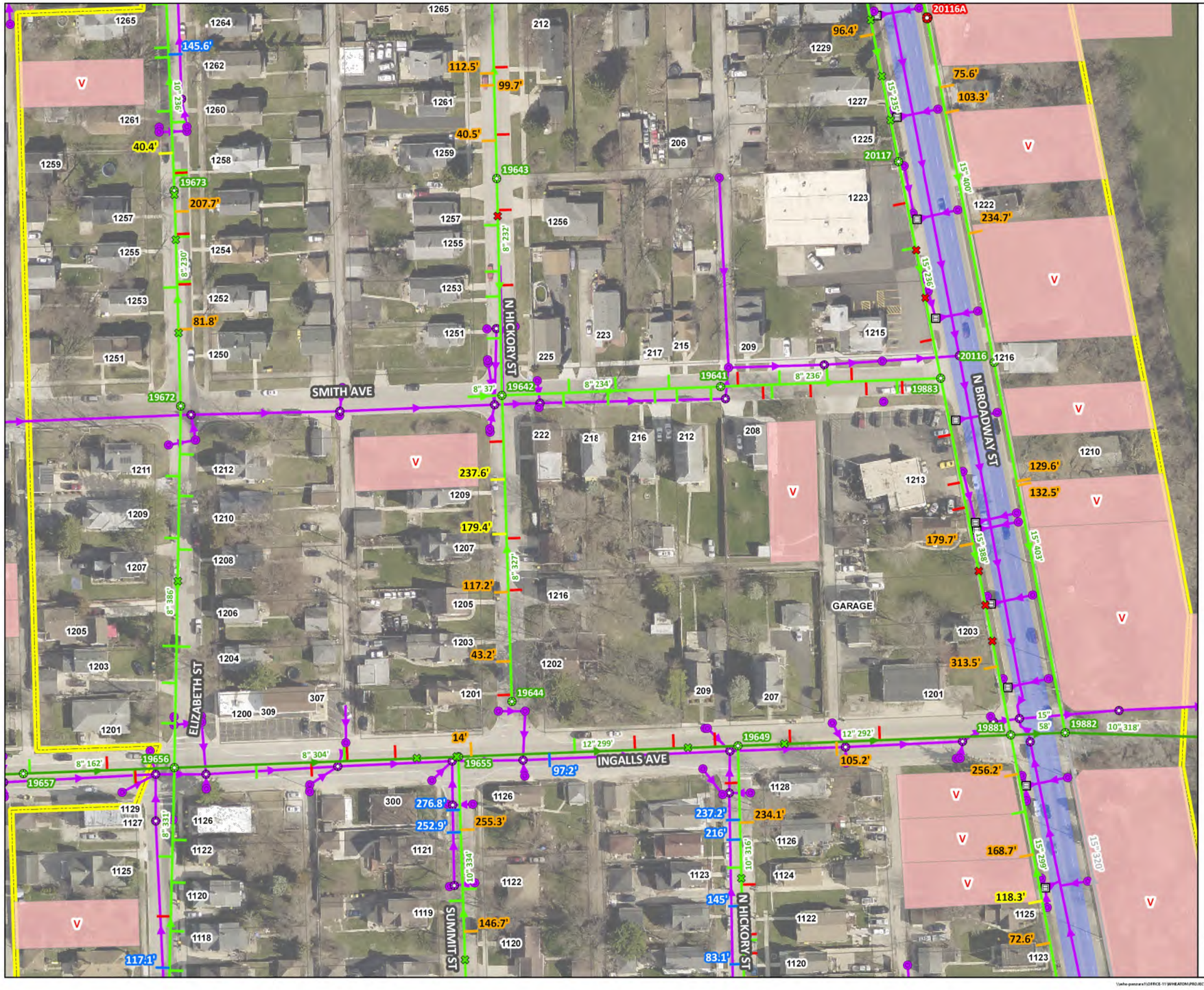


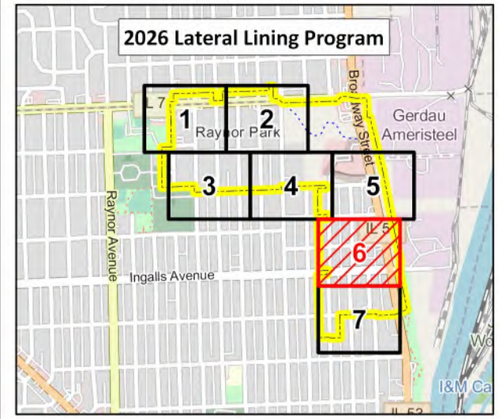


Number of lateral liners may be reduced following dye testing as part of the mainline rehabilitation work being completed in 2025 under the Garnsey Park Sanitary Sewer Rehabilitation Program.

All 20' Lateral Liners shall go under the storm sewer to prevent potential cross-connections. If 20' is deemed not enough, contractor shall seek approval from the Engineer and/or Owner for additional lateral liner footage.

Laterals will be cleaned and televised at least 20 feet. Some laterals require full length cleaning and televising to determine if further lining is needed.

- Proposed New Manhole
- Full Length Televising and 20' Lateral Liner
- To be Lateral Lined with 5' Lateral Liner
- To be Lateral Lined with 20' Lateral Liner
- Joliet Sanitary Manhole
- Abandoned Sewer Main Sanitary
- Joliet Sanitary Gravity Main
- Joliet Sanitary Interceptor
- Active Lateral at 6 or 12 O'Clock
- Capped Lateral at 6 or 12 O'Clock
- Active Lateral
- Capped Lateral
- Storm Manhole
- Storm Catch Basin
- Storm Inlet
- Storm Gravity Pipe
- 2026 Water Main Project Areas
- Vacant Parcel
- IDOT Road
- 2026 Lateral Lining Program Area

N W E S

0 125 250

Feet

\\whe-panzara1\OFFICE-11\WHEATON\PROJECTS\Joliet_IL\11415500 2024 Lateral & 2025 Sewer rehab DAC\7.0 2025-2027 Lateral Rehab Design\2.0 CAD\Sheets\24 2026 Lateral Lining Grid 6.dwg

| | | | | | | | |
|---|---|---|---|---|---|---|---|
| | DESIGNED: PH | | | 2025 SANITARY SERVICE LATERAL LINING PROGRAM | 2026 LATERAL LINING GRID 6 | SCALES | COUNTY / TOTAL SHEETS / SHEET NO. |
| | DRAWN: ML | | | | | HORIZONTAL: | WILL / 33 / 24 |
| | CHECKED: AK | | | | | VERTICAL: | STA. TO STA. |
| 12/16/2024 | DATE: DECEMBER 2024 | | | | | PROJECT NO. 11-4155-00 | |

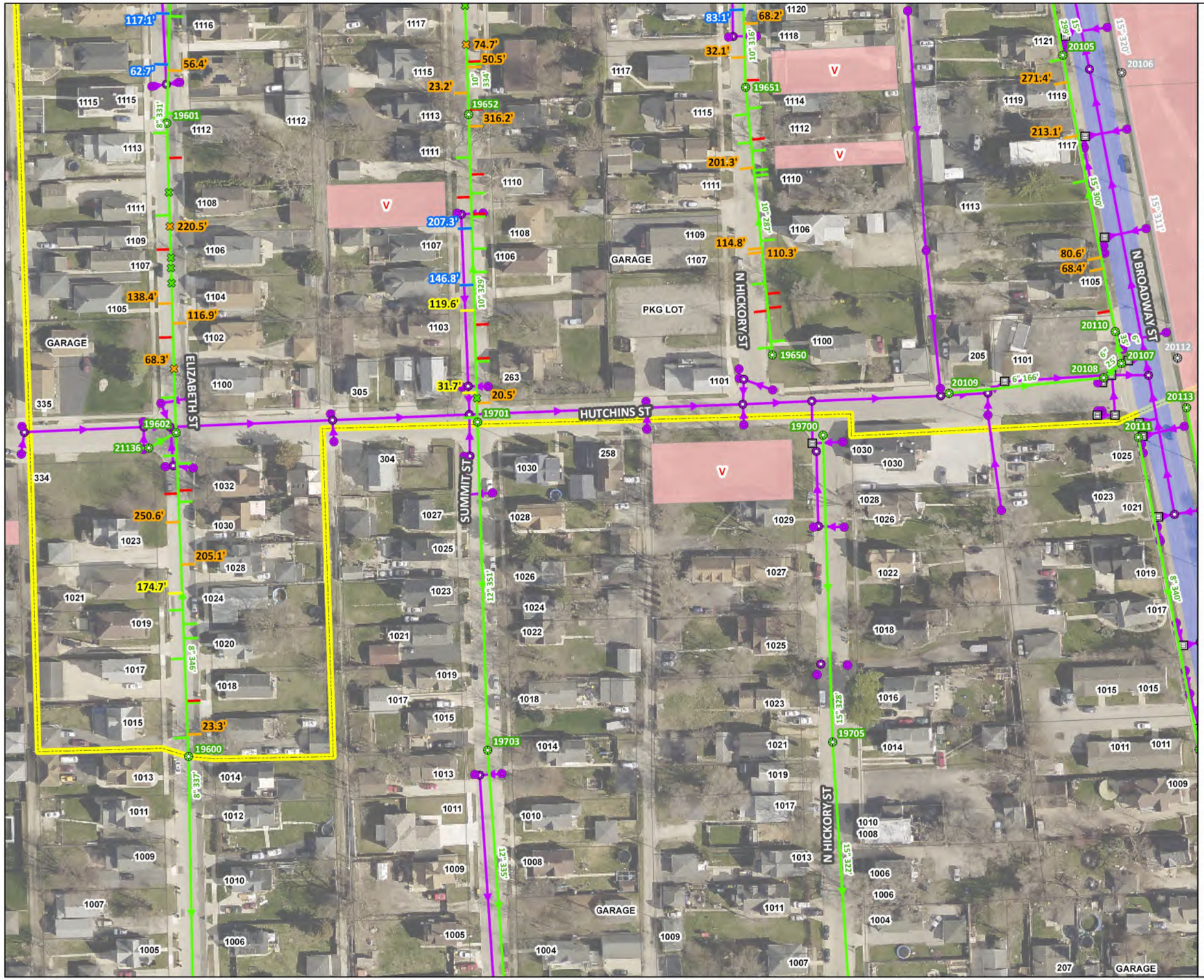


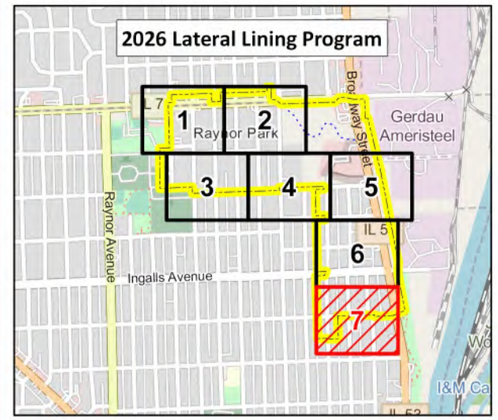


Number of lateral liners may be reduced following dye testing as part of the mainline rehabilitation work being completed in 2025 under the Garnsey Park Sanitary Sewer Rehabilitation Program.

All 20' Lateral Liners shall go under the storm sewer to prevent potential cross-connections. If 20' is deemed not enough, contractor shall seek approval from the Engineer and/or Owner for additional lateral liner footage.

Laterals will be cleaned and televised at least 20 feet. Some laterals require full length cleaning and televising to determine if further lining is needed.

- To be Lateral Lined with 5' Lateral Liner (Clock Position at 6 or 12 O'Clock)
- Full Length Televising and 20' Lateral Liner
- To be Lateral Lined with 5' Lateral Liner
- To be Lateral Lined with 20' Lateral Liner
- Abandoned Sewer Manhole
- Joliet Sanitary Manhole
- Abandoned Sewer Main Sanitary
- Joliet Sanitary Gravity Main
- Active Lateral at 6 or 12 O'Clock
- Active Lateral
- Capped Lateral
- Storm Manhole
- Storm Catch Basin
- Storm Inlet
- Storm Gravity Pipe
- 2026 Water Main Project Areas
- Vacant Parcel
- IDOT Road
- 2026 Lateral Lining Program Area

N W E S

0 125 250
Feet

| | | | | | | | | | |
|---|---|---|---|---|---|---|---|---|---|
| | DESIGNED: PH | | rjn group | 2025 SANITARY SERVICE LATERAL LINING PROGRAM | 2026 LATERAL LINING GRID 7 | SCALES | COUNTY | TOTAL SHEETS | SHEET NO. |
| | DRAWN: ML | | | | | HORIZONTAL: | WILL | 33 | 25 |
| | CHECKED: AK | | | | | VERTICAL: | STA. | TO STA. | |
| 12/16/2024 | DATE: DECEMBER 2024 | | | | | PROJECT NO. 11-4155-00 | | | |

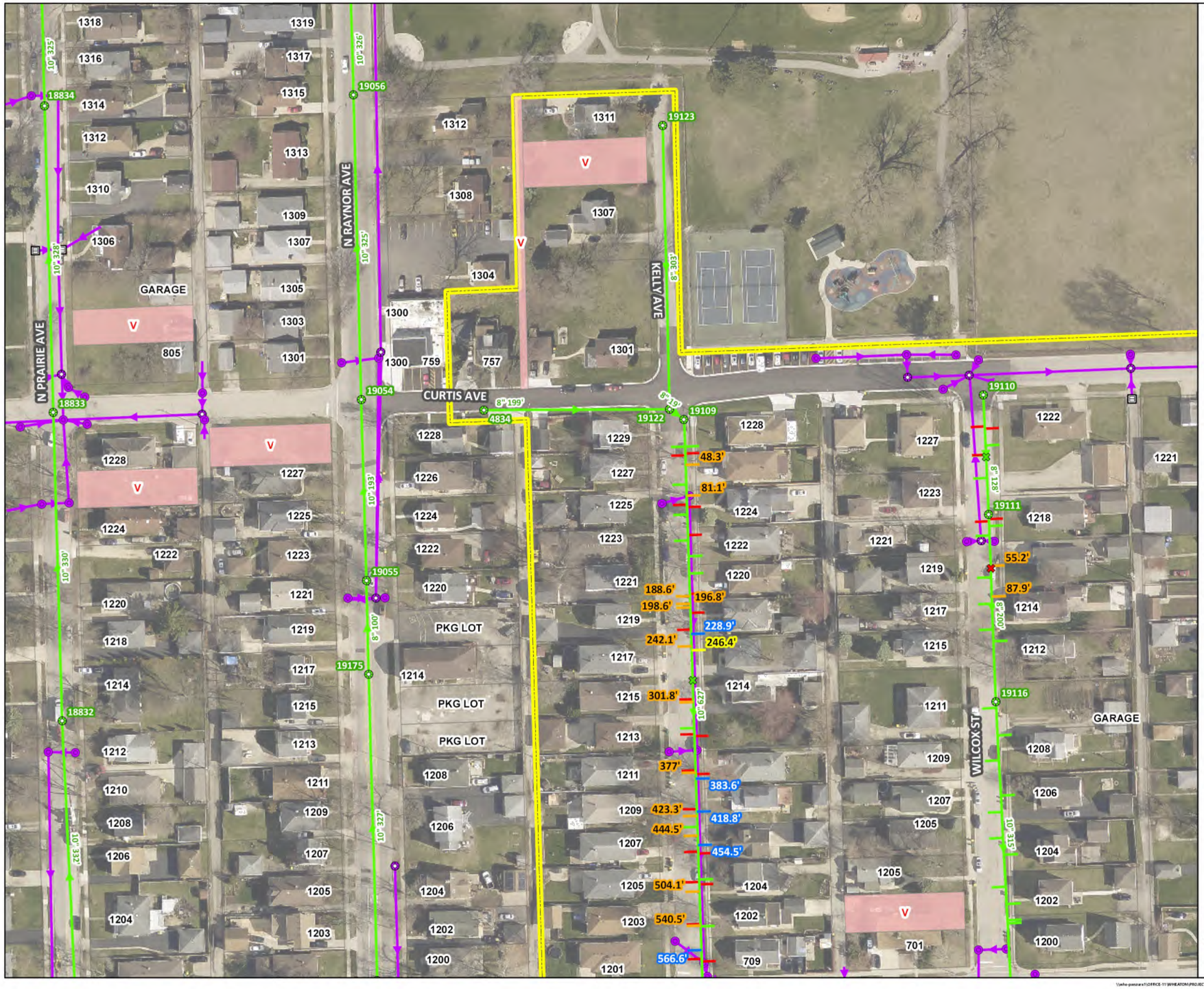


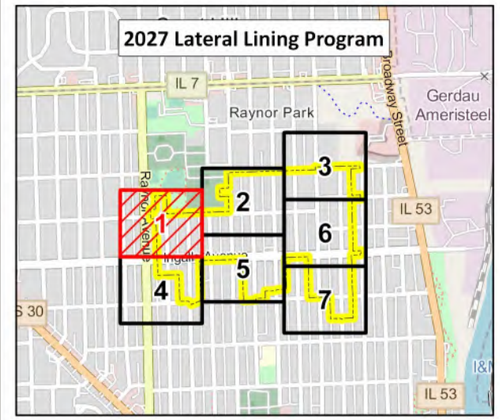


Number of lateral liners may be reduced following dye testing as part of the mainline rehabilitation work being completed in 2025 under the Garnsey Park Sanitary Sewer Rehabilitation Program.

All 20' Lateral Liners shall go under the storm sewer to prevent potential cross-connections. If 20' is deemed not enough, contractor shall seek approval from the Engineer and/or Owner for additional lateral liner footage.

Laterals will be cleaned and televised at least 20 feet. Some laterals require full length cleaning and televising to determine if further lining is needed.

- Full Length Televising and 20' Lateral Liner
- To be Lateral Lined with 5' Lateral Liner
- To be Lateral Lined with 20' Lateral Liner
- Joliet Sanitary Manhole
- Joliet Sanitary Gravity Main
- Active Lateral at 6 or 12 O'Clock
- Capped Lateral at 6 or 12 O'Clock
- Active Lateral
- Capped Lateral
- 2027 Water Main Project Areas
- Vacant Parcel
- IDOT Road
- 2027 Lateral Lining Program Area

N W E S

0 125 250
Feet

\\whe-panzura1\OFFICE-11\WHEATON\PROJECTS\Joliet_IL\11415500 2024 Lateral & 2025 Sewer rehab D&C\7.0 2025-2027 Lateral Rehab Design\2.0 CAD\Sheets\26 2027 Lateral Lining Grid 1.dwg

| | | | | | | | | | |
|---|---|---|---|---|---|---|---|---|---|
| | DESIGNED: PH | | | rjn group | 2025 SANITARY SERVICE LATERAL LINING PROGRAM | 2027 LATERAL LINING GRID 1 | SCALES | COUNTY | TOTAL SHEETS | SHEET NO. |
| | DRAWN: ML | | | | | | HORIZONTAL: | WILL | 33 | 26 |
| | CHECKED: AK | | | | | | VERTICAL: | STA. | TO STA. | |
| 12/16/2024 | DATE: DECEMBER 2024 | | | | | | PROJECT NO. 11-4155-00 | | | |

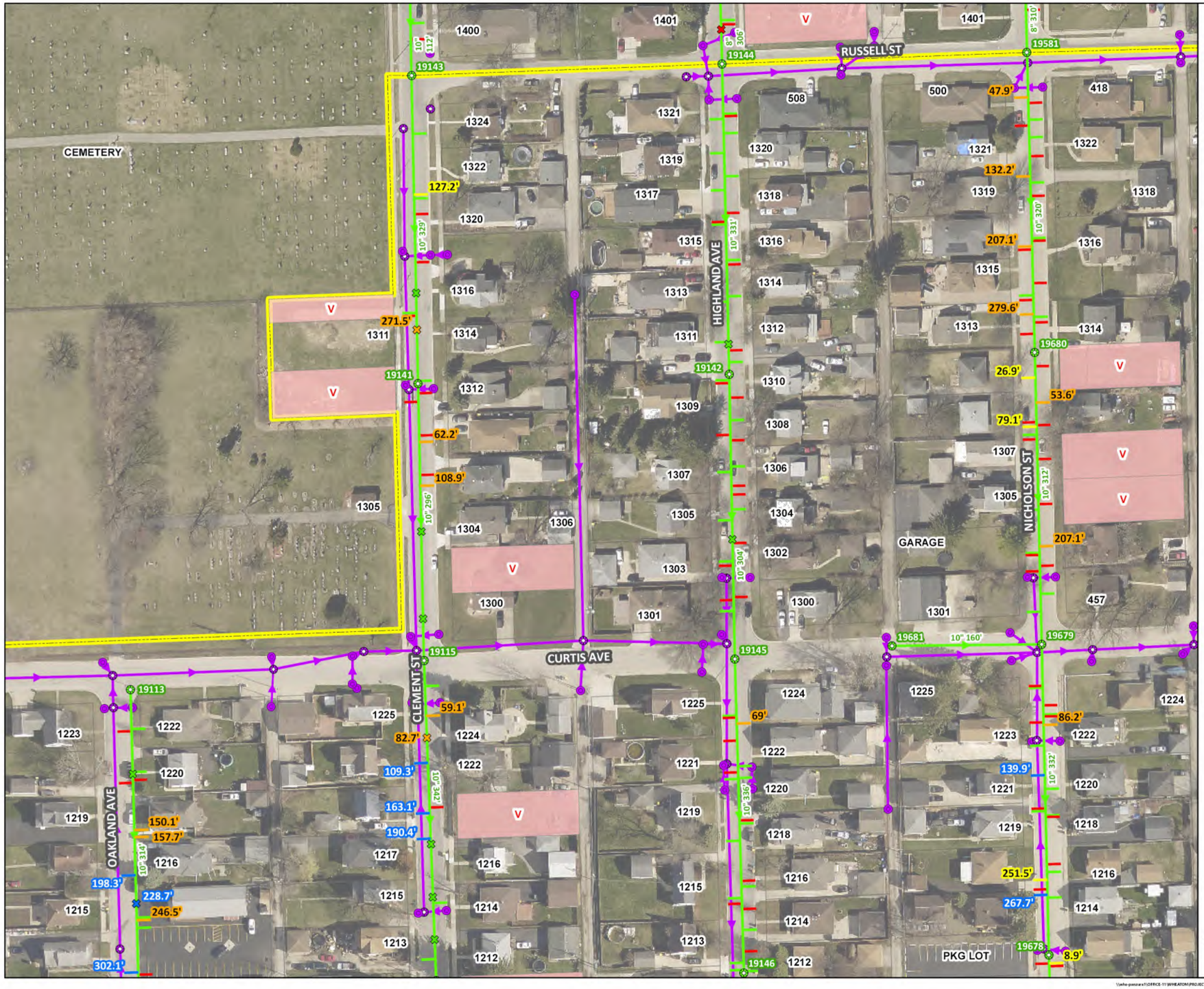


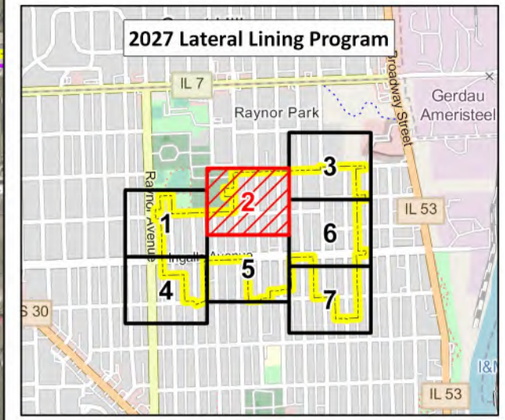


Number of lateral liners may be reduced following dye testing as part of the mainline rehabilitation work being completed in 2025 under the Garnsey Park Sanitary Sewer Rehabilitation Program.

All 20' Lateral Liners shall go under the storm sewer to prevent potential cross-connections. If 20' is deemed not enough, contractor shall seek approval from the Engineer and/or Owner for additional lateral liner footage.

Laterals will be cleaned and televised at least 20 feet. Some laterals require full length cleaning and televising to determine if further lining is needed.

- To be Lateral Lined with 5' Lateral Liner (Clock Position at 6 or 12 O'Clock)
- To be Lateral Lined with 20' Lateral Liner (Clock Position at 6 or 12 O'Clock)
- Full Length Televising and 20' Lateral Liner
- To be Lateral Lined with 5' Lateral Liner
- To be Lateral Lined with 20' Lateral Liner
- Joliet Sanitary Manhole
- Joliet Sanitary Gravity Main
- Active Lateral at 6 or 12 O'Clock
- Capped Lateral at 6 or 12 O'Clock
- Active Lateral
- Capped Lateral
- 2027 Water Main Project Areas
- Vacant Parcel
- IDOT Road
- 2027 Lateral Lining Program Area

N W E S

0 125 250
Feet

\\whe-panzura1\OFFICE-11\WHEATON\PROJECTS\Joliet_IL\11415500 2024 Lateral & 2025 Sewer rehab D&C\7.0 2025-2027 Lateral Rehab Design\2.0 CAD\Sheets\27 2027 Lateral Lining Grid 2.dwg

| | | | | | | | | |
|---|---|---|---|---|---|---|---|---|
| | DESIGNED: PH | | rjn group | 2025 SANITARY SERVICE LATERAL LINING PROGRAM | 2027 LATERAL LINING GRID 2 | SCALES | COUNTY | TOTAL SHEETS / SHEET NO. |
| | DRAWN: ML | | | | | HORIZONTAL: | WILL | 33 / 27 |
| | CHECKED: AK | | | | | VERTICAL: | STA. | TO STA. |
| 12/16/2024 | DATE: DECEMBER 2024 | | | | | PROJECT NO. 11-4155-00 | | |

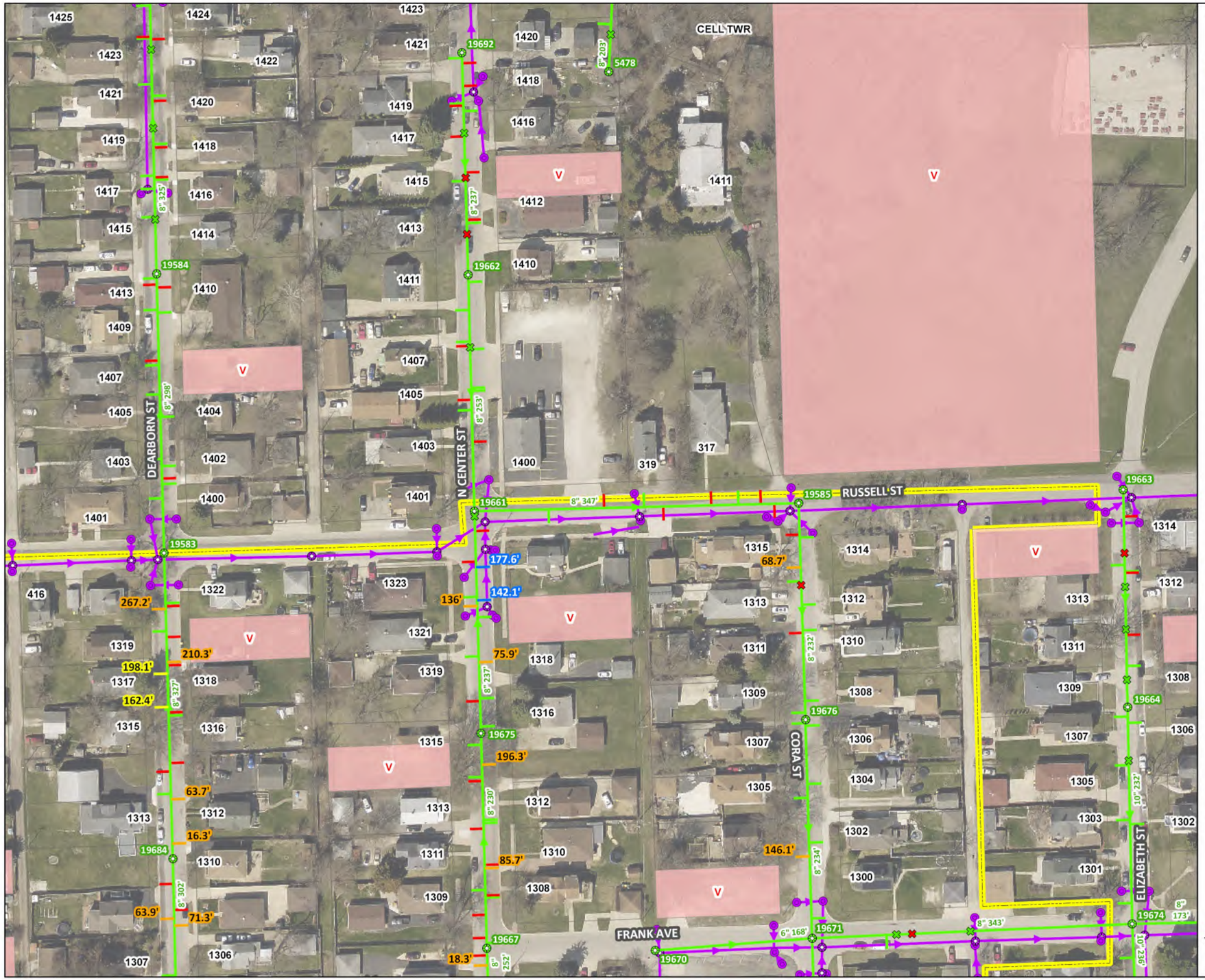


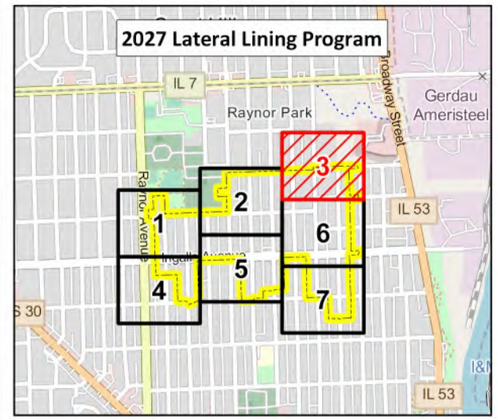


Number of lateral liners may be reduced following dye testing as part of the mainline rehabilitation work being completed in 2025 under the Garnsey Park Sanitary Sewer Rehabilitation Program.

All 20' Lateral Liners shall go under the storm sewer to prevent potential cross-connections. If 20' is deemed not enough, contractor shall seek approval from the Engineer and/or Owner for additional lateral liner footage.

Laterals will be cleaned and televised at least 20 feet. Some laterals require full length cleaning and televising to determine if further lining is needed.

- Full Length Televising and 20' Lateral Liner
- To be Lateral Lined with 5' Lateral Liner
- To be Lateral Lined with 20' Lateral Liner
- Joliet Sanitary Manhole
- Joliet Sanitary Gravity Main
- Active Lateral at 6 or 12 O'Clock
- Capped Lateral at 6 or 12 O'Clock
- Active Lateral
- Capped Lateral
- 2027 Water Main Project Areas
- Vacant Parcel
- IDOT Road
- 2027 Lateral Lining Program Area

N W E S

0 125 250

Feet

\\whe-pansara1\OFFICE-11\WHEATON\PROJECTS\Joliet_IL\11411500-2024 Lateral & 2025 Sewer rehab D&C\5.0 GIS\GIS_Documents\MapDocuments-Exhibits\Sewer and Lateral Rehab Exhibits.aprx - Date Printed: 12/16/2024 8:13 AM

\\whe-pansara1\OFFICE-11\WHEATON\PROJECTS\Joliet_IL\11411500-2024 Lateral & 2025 Sewer rehab D&C\7.0 2025-2027 Lateral Rehab Design\2.0 CAD\Sheets\28 2027 Lateral Lining Grid 3.dwg

| | | | | | | | | |
|---|---|---|---|---|---|---|---|---|
| | DESIGNED: PH | | | | | SCALES | COUNTY | TOTAL SHEETS / SHEET NO. |
| | DRAWN: ML | | | 2025 SANITARY SERVICE LATERAL LINING PROGRAM | 2027 LATERAL LINING GRID 3 | HORIZONTAL: | WILL | 33 / 28 |
| | CHECKED: AK | | | | | VERTICAL: | STA. | TO STA. |
| 12/16/2024 | DATE: DECEMBER 2024 | | | | | PROJECT NO. 11-4155-00 | | |

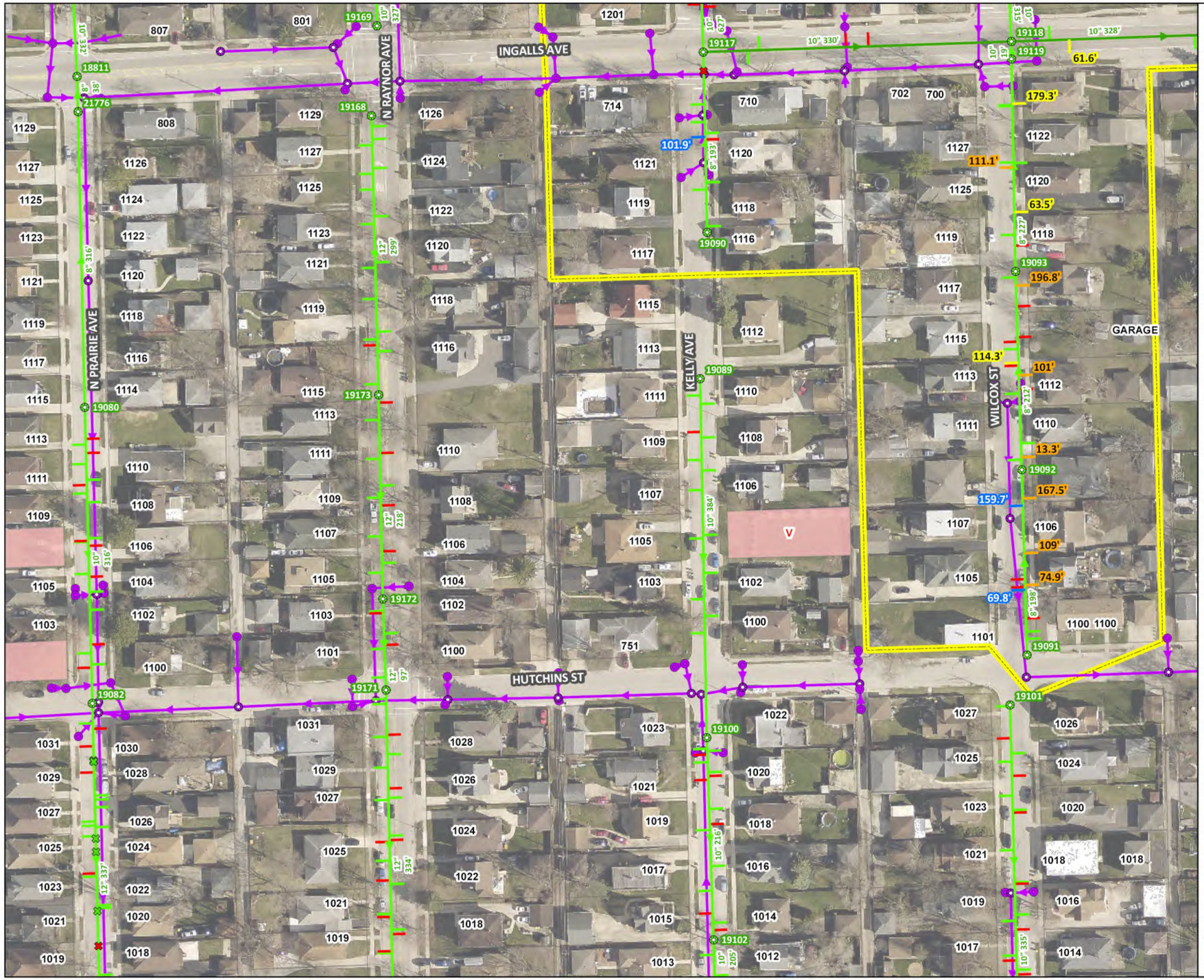


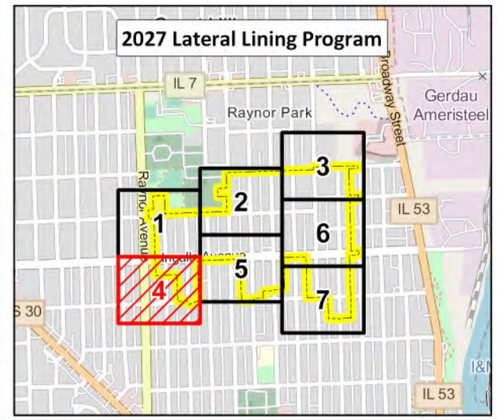


Number of lateral liners may be reduced following dye testing as part of the mainline rehabilitation work being completed in 2025 under the Garnsey Park Sanitary Sewer Rehabilitation Program.

All 20' Lateral Liners shall go under the storm sewer to prevent potential cross-connections. If 20' is deemed not enough, contractor shall seek approval from the Engineer and/or Owner for additional lateral liner footage.

Laterals will be cleaned and televised at least 20 feet. Some laterals require full length cleaning and televising to determine if further lining is needed.

- Full Length Televising and 20' Lateral Liner
- To be Lateral Lined with 5' Lateral Liner
- To be Lateral Lined with 20' Lateral Liner
- Joliet Sanitary Manhole
- Joliet Sanitary Gravity Main
- Joliet Sanitary Interceptor
- Active Lateral at 6 or 12 O'Clock
- Capped Lateral at 6 or 12 O'Clock
- Active Lateral
- Capped Lateral
- 2027 Water Main Project Areas
- Vacant Parcel
- IDOT Road
- 2027 Lateral Lining Program Area

N W E S

0 125 250
Feet

\\whe-panzura1\OFFICE-11\WHEATON\PROJECTS\Joliet_IL\11415500 2024 Lateral & 2025 Sewer rehab D&C\7.0 2025-2027 Lateral Rehab Design\2.0 CAD\Sheets\29 2027 Lateral Lining Grid 4.dwg

| | | | | | | | | | |
|---|---|---|---|---|---|---|---|---|---|
| | DESIGNED: PH | | rjn group | 2025 SANITARY SERVICE LATERAL LINING PROGRAM | 2027 LATERAL LINING GRID 4 | SCALES | COUNTY | TOTAL SHEETS | SHEET NO. |
| | DRAWN: ML | | | | | HORIZONTAL: | WILL | 33 | 29 |
| | CHECKED: AK | | | | | VERTICAL: | STA. | TO STA. | |
| 12/16/2024 | DATE: DECEMBER 2024 | | | | | PROJECT NO. 11-4155-00 | | | |

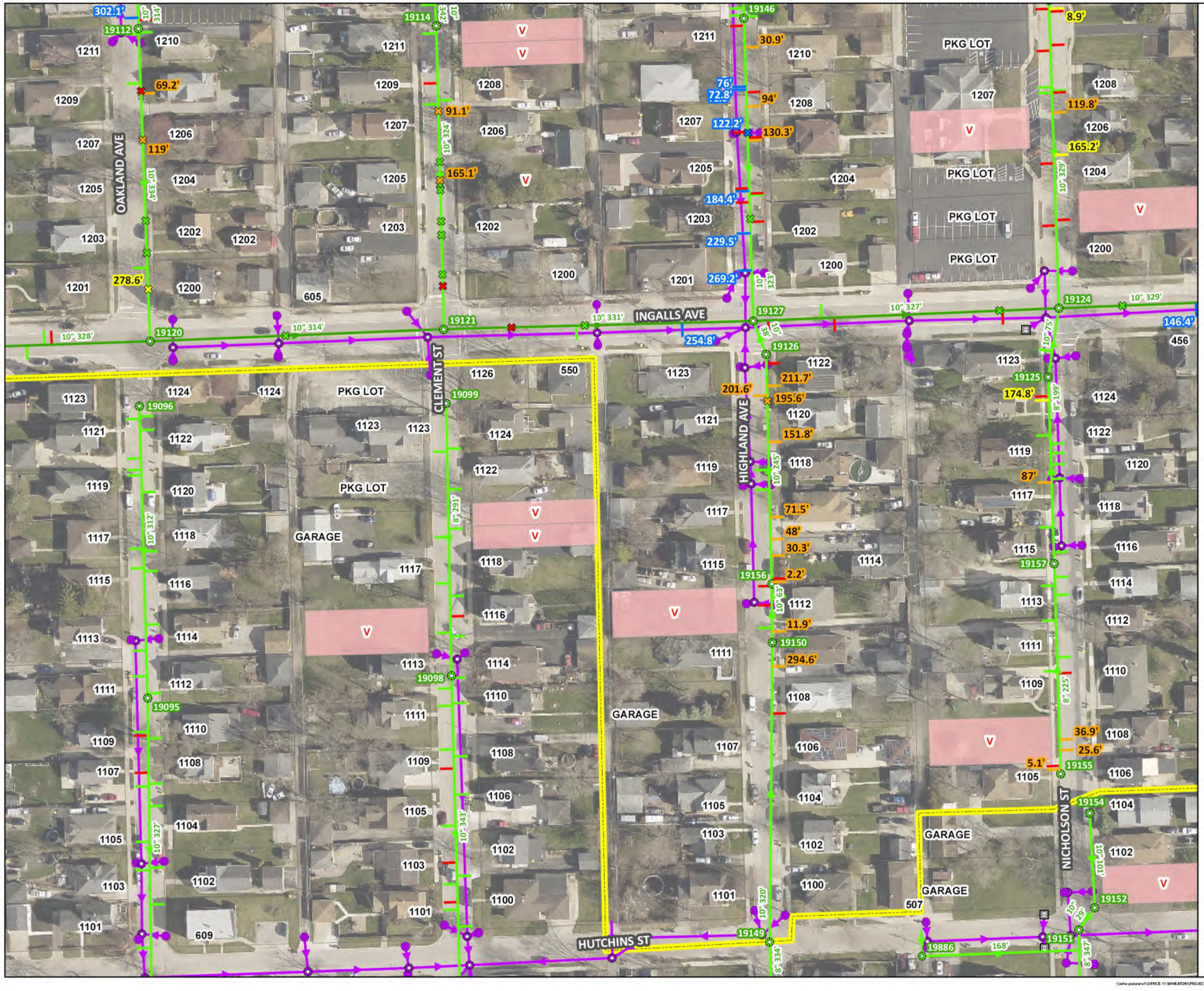


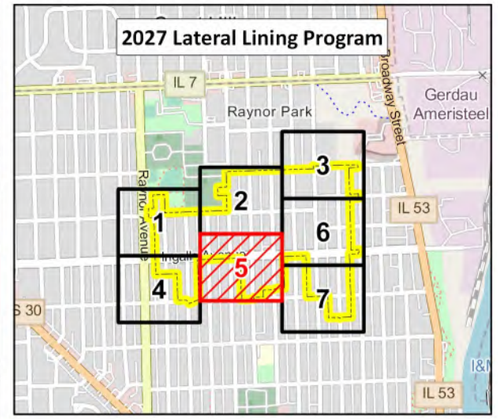


Number of lateral liners may be reduced following dye testing as part of the mainline rehabilitation work being completed in 2025 under the Garnsey Park Sanitary Sewer Rehabilitation Program.

All 20' Lateral Liners shall go under the storm sewer to prevent potential cross-connections. If 20' is deemed not enough, contractor shall seek approval from the Engineer and/or Owner for additional lateral liner footage.

Laterals will be cleaned and televised at least 20 feet. Some laterals require full length cleaning and televising to determine if further lining is needed.

- Full Length Televising and 20' Lateral Liner (Clock Position at 12 O'Clock)
- To be Lateral Lined with 5' Lateral Liner (Clock Position at 6 or 12 O'Clock)
- To be Lateral Lined with 20' Lateral Liner (Clock Position at 6 or 12 O'Clock)
- Full Length Televising and 20' Lateral Liner
- To be Lateral Lined with 5' Lateral Liner
- To be Lateral Lined with 20' Lateral Liner
- Joliet Sanitary Manhole
- Joliet Sanitary Gravity Main
- Joliet Sanitary Interceptor
- Active Lateral at 6 or 12 O'Clock
- Capped Lateral at 6 or 12 O'Clock
- Active Lateral
- Capped Lateral
- 2027 Water Main Project Areas
- Vacant Parcel
- IDOT Road
- 2027 Lateral Lining Program Area

N W E S

0 125 250
Feet

\\rjn-panzura1\OFFICE-11\WHEATON\PROJECTS\Joliet_IL\11415500 2024 Lateral & 2025 Sewer rehab D&C\7.0 2025-2027 Lateral Rehab Design\2.0 CAD\Sheets\30 2027 Lateral Lining Grid 5.dwg

\\rjn-panzura1\OFFICE-11\WHEATON\PROJECTS\Joliet_IL\11415500 2024 Lateral & 2025 Sewer rehab D&C\5.0 GIS\GIS_Documents\MapDocuments-Exhibits\Sewer and Lateral Rehab Exhibits.aprx - Date Printed: 12/16/2024 8:15 AM

| | | | | | | | | |
|---|---|---|---|---|---|---|---|---|
| | DESIGNED: PH | | | | | SCALES | COUNTY | TOTAL SHEETS | SHEET NO. |
| | DRAWN: ML | | | 2025 SANITARY SERVICE LATERAL LINING PROGRAM | 2027 LATERAL LINING GRID 5 | HORIZONTAL: | WILL | 33 | 30 |
| | CHECKED: AK | | | | | VERTICAL: | STA. | TO STA. | |
| 12/16/2024 | DATE: DECEMBER 2024 | | | | | PROJECT NO. 11-4155-00 | | | |

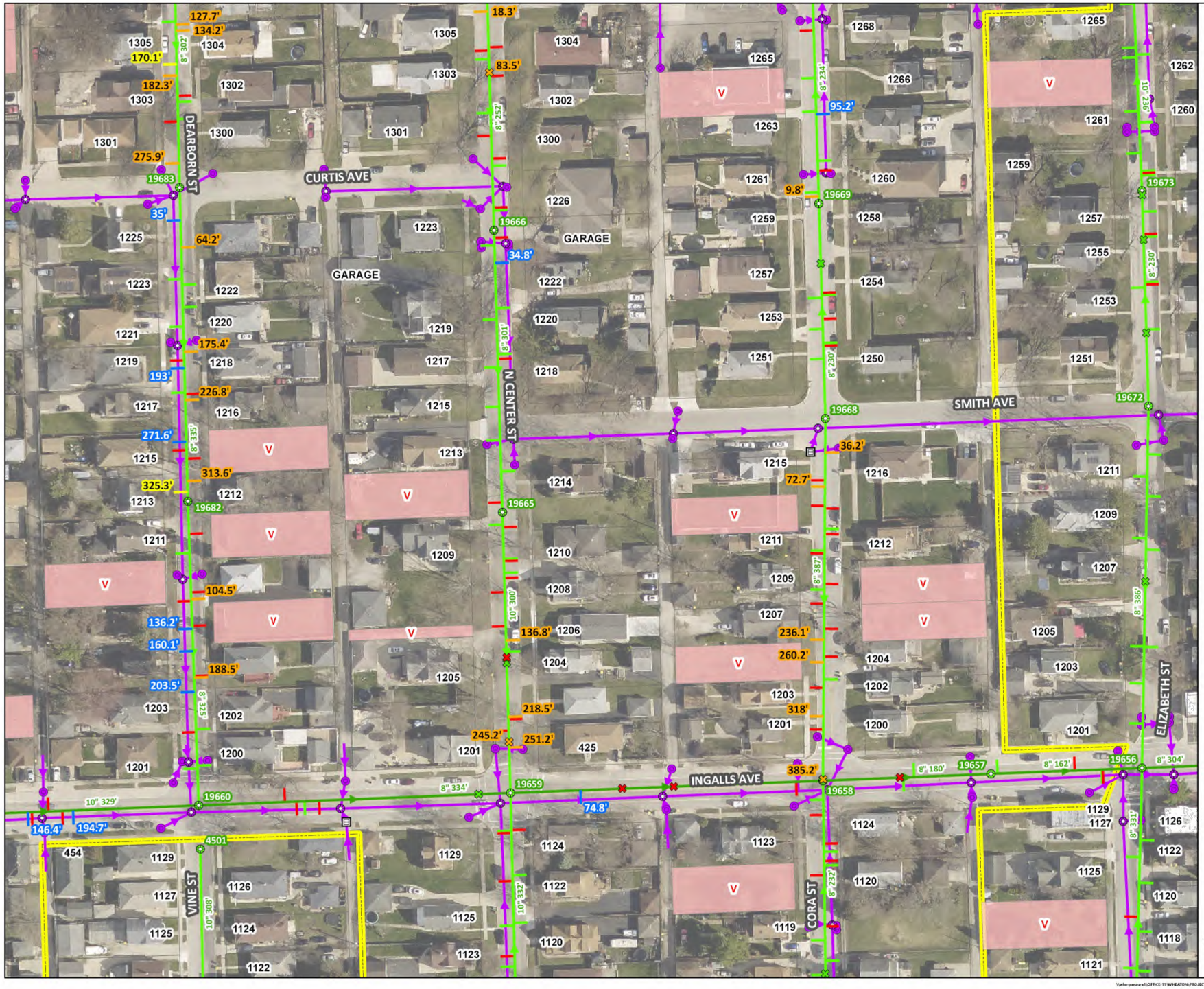


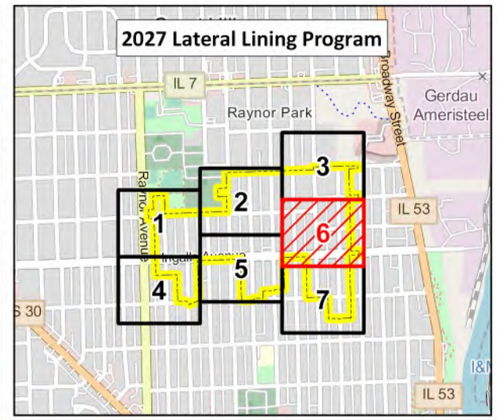


Number of lateral liners may be reduced following dye testing as part of the mainline rehabilitation work being completed in 2025 under the Garnsey Park Sanitary Sewer Rehabilitation Program.

All 20' Lateral Liners shall go under the storm sewer to prevent potential cross-connections. If 20' is deemed not enough, contractor shall seek approval from the Engineer and/or Owner for additional lateral liner footage.

Laterals will be cleaned and televised at least 20 feet. Some laterals require full length cleaning and televising to determine if further lining is needed.

- To be Lateral Lined with 5' Lateral Liner (Clock Position at 6 or 12 O'Clock)
- Full Length Televising and 20' Lateral Liner
- To be Lateral Lined with 5' Lateral Liner
- To be Lateral Lined with 20' Lateral Liner
- Joliet Sanitary Manhole
- Joliet Sanitary Gravity Main
- Joliet Sanitary Interceptor
- Active Lateral at 6 or 12 O'Clock
- Capped Lateral at 6 or 12 O'Clock
- Active Lateral
- Capped Lateral
- 2027 Water Main Project Areas
- Vacant Parcel
- IDOT Road
- 2027 Lateral Lining Program Area

N W E S

0 125 250

Feet

\\whe-pansrav1\OFFICE-11\WHEATON\PROJECTS\Joliet_IL\11411500 2024 Lateral & 2025 Sewer rehab D&C\7.0 2025-2027 Lateral Rehab Design\2.0 CAD\Sheets\31 2027 Lateral Lining Grid 6.dwg

\\whe-pansrav1\OFFICE-11\WHEATON\PROJECTS\Joliet_IL\11411500 2024 Lateral & 2025 Sewer rehab D&C\5.0 GIS\GIS_Documents\MapDocuments-Exhibits\Sewer and Lateral Rehab Exhibits.aprx - Date Printed: 12/16/2024 8:13 AM

| | | | | | | | |
|---|---|---|---|---|---|---|---|
| | DESIGNED: PH | | | 2025 SANITARY SERVICE LATERAL LINING PROGRAM | 2027 LATERAL LINING GRID 6 | SCALES | COUNTY |
| | DRAWN: ML | | | | | HORIZONTAL: | WILL |
| | CHECKED: AK | | | | | VERTICAL: | STA. |
| 12/16/2024 | DATE: DECEMBER 2024 | | | | | PROJECT NO. 11-4155-00 | |

| TOTAL SHEETS | SHEET NO. |
|---|---|
| 33 | 31 |
| TO STA. | |

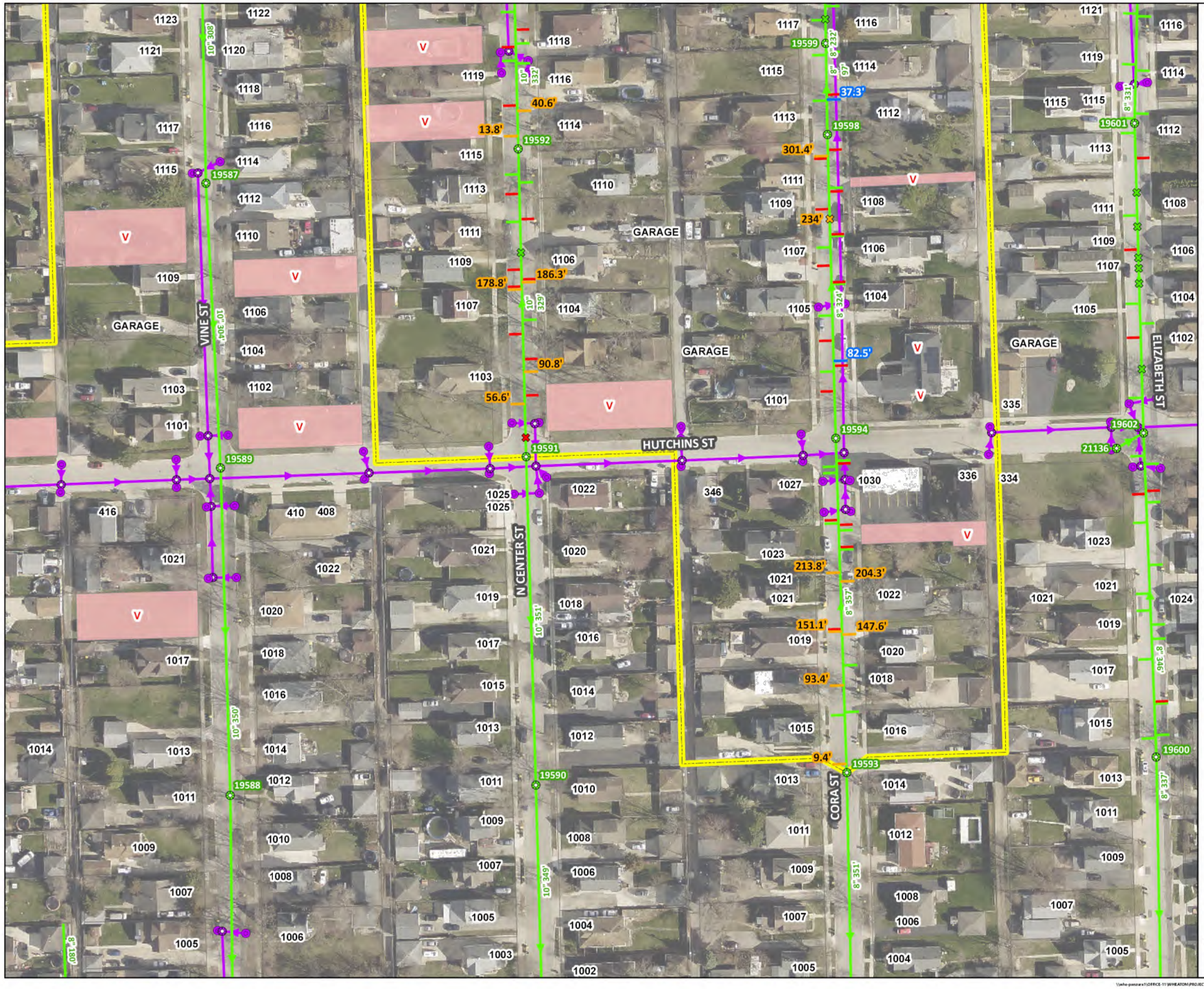


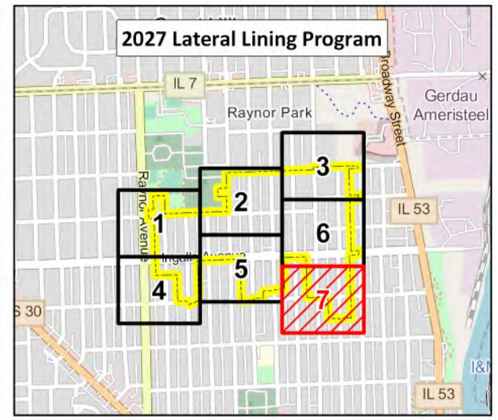


Number of lateral liners may be reduced following dye testing as part of the mainline rehabilitation work being completed in 2025 under the Garnsey Park Sanitary Sewer Rehabilitation Program.

All 20' Lateral Liners shall go under the storm sewer to prevent potential cross-connections. If 20' is deemed not enough, contractor shall seek approval from the Engineer and/or Owner for additional lateral liner footage.

Laterals will be cleaned and televised at least 20 feet. Some laterals require full length cleaning and televising to determine if further lining is needed.

- To be Lateral Lined with 5' Lateral Liner (Clock Position at 6 or 12 O'Clock)
- To be Lateral Lined with 5' Lateral Liner
- To be Lateral Lined with 20' Lateral Liner
- Joliet Sanitary Manhole
- Joliet Sanitary Gravity Main
- Active Lateral at 6 or 12 O'Clock
- Capped Lateral at 6 or 12 O'Clock
- Active Lateral
- Capped Lateral
- 2027 Water Main Project Areas
- Vacant Parcel
- IDOT Road
- 2027 Lateral Lining Program Area

N W E S

0 125 250

Feet

\\whe-pansura1\OFFICE-11\WHEATON\PROJECTS\Joliet_IL\11411500 2024 Lateral & 2025 Sewer rehab D&C\5.0 GIS\GIS_Documents\MapDocuments-Exhibits\Sewer and Lateral Rehab Exhibits.aprx - Date Printed: 12/16/2024 8:13 AM

| | | | | | | | |
|---|---|---|---|---|---|---|---|
| | DESIGNED: PH | | | 2025 SANITARY SERVICE LATERAL LINING PROGRAM | 2027 LATERAL LINING GRID 7 | SCALES | COUNTY |
| | DRAWN: ML | | | | | HORIZONTAL: | WILL |
| | CHECKED: AK | | | | | VERTICAL: | STA. TO STA. |
| 12/16/2024 | DATE: DECEMBER 2024 | | | | | PROJECT NO. 11-4155-00 | |

| TOTAL SHEETS | SHEET NO. |
|---|---|
| 33 | 32 |

\\whe-pansura1\OFFICE-11\WHEATON\PROJECTS\Joliet_IL\11411500 2024 Lateral & 2025 Sewer rehab D&C\7.0 2025-2027 Lateral Rehab Design\2.0 CAD\Sheets\02 2027 Lateral Lining Grid 7.dwg

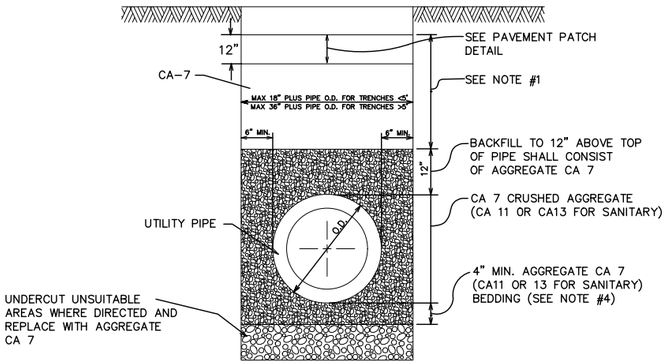


NOTES:

1. TRENCH BACKFILL UNDER A PAVED SURFACE OR WITHIN THE ZONE OF INFLUENCE (3' FROM EDGE OF PAVEMENT) SHALL CONSIST OF:
   a) UNDER NEW PAVEMENT:
      12" THICK PAVEMENT SUBGRADE (AGGREGATE CA 6 CAP) OVER AGGREGATE CA-7 TRENCH BACKFILL OR CONTROLLED LOW STRENGTH MATERIAL (CLSM) MIX 1 (ONLY IF REQUIRED BY CITY ENGINEERING)
   b) UNDER EXISTING PAVEMENT:
      SAME AS 'a' ABOVE
   c) UNDER PRIVATELY OWNED PAVEMENT:
      SAME AS 'a' ABOVE.
2. ALL MATERIALS SHALL BE PROPERLY COMPACTED PER SPECIFICATIONS (INUNDATION OR WATER JETTING NOT ALLOWED).
3. ALL TRENCH EXCAVATIONS SHALL MEET OSHA REQUIREMENTS.
4. BEDDING MATERIAL FOR PVC PIPE INSTALLATION SHALL COMPLY WITH ASTM D-2321.
5. IF APPROVED BY VILLAGE ENGINEERING, A ONE (1) INCH THICK STEEL PLATE SHALL BE PROVIDED AND MAINTAINED BY CONTRACTOR UNTIL THE SURFACE RESTORATION IS COMPLETE. THE PLATE SHALL BE PROTECTED FROM SLIDING AND PROVIDED WITH BITUMINOUS RAMPS IF REQUIRED BY CITY ENGINEERING.
6. PRIOR TO PLACEMENT OF PAVEMENT MATERIALS, THE EXISTING EXPOSED EDGES SHALL BE SAWCUT TO PROVIDE A SMOOTH CLEAN EDGE, FREE OF LOOSE MATERIAL.
7. THE PLACEMENT OF PAVEMENTS SHALL NOT BE ALLOWED WITHOUT PRIOR INSPECTION BY CITY ENGINEERING.

## UTILITY TRENCH IN PAVEMENT AREAS DETAIL
## NTS

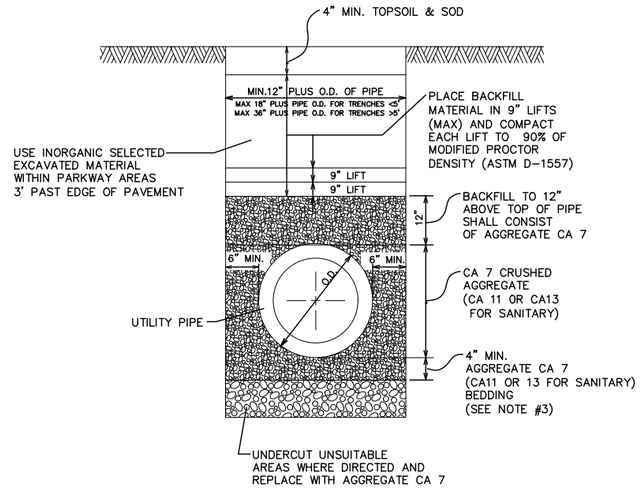


NOTES:

1. ALL BACKFILL MATERIALS SHALL BE PROPERLY COMPACTED (INUNDATION OR WATER JETTING NOT ALLOWED)
2. ALL TRENCH EXCAVATIONS SHALL MEET OSHA REQUIREMENTS.
3. BEDDING MATERIAL FOR PVC PIPE INSTALLATION SHALL COMPLY WITH ASTM D-2321.

## UTILITY TRENCH IN NON-PAVED AREAS DETAIL
## NTS

| | | | | | | | |
|---|---|---|---|---|---|---|---|
| | DESIGNED: PH | | | | | SCALES | COUNTY / TOTAL SHEETS / SHEET NO. |
| | DRAWN: ML | | | | | HORIZONTAL: | WILL / 33 / 33 |
| | CHECKED: AK | | | | | VERTICAL: | STA. TO STA. |
| 12/16/2024 | DATE: DECEMBER 2024 | | | | | PROJECT NO. 11-4155-00 | |

rjn group

2025 SANITARY SERVICE LATERAL LINING PROGRAM

DETAILS

\\vhb-pancura1\OFFICE-1\WHEATON\PROJECTS\Joliet_IL\11415500 2024 Lateral & 2025 Sewer rehab D&C\7.0 2025-2027 Lateral Rehab Design\2.0 CAD\Sheets\33 Details.dwg